

# Thresholds order guide

## How to order:

	Model 63	Finish A	Options EV3	Fasteners 221	Length 36
<b>Model</b>					
Example					
63 3" Saddle Threshold					
546 6" Saddle Threshold					
236 Ramp					
674 Adjustable Threshold					
1674 Half-Saddle Threshold					
<b>Finish</b>					
A - Aluminum Mill Finish					
D - Aluminum Dark Bronze Anodized					
G - Aluminum Gold Anodized					
BK - Black Anodized					
B - Bronze, Architectural Mill Finish					
B-ORB - (US10B/613) Oil Rubbed, Aged Bronze					
NOTE: No E,V3, EV3, EL, ELV3 if ORB is requested.					
B-SAT** - Satin Polished Bronze					
B-POL**- High Buff Polished Bronze					
** - 7000, 7332, 7334, 7335, 7336, 7337, 7338 only					
<b>Options</b>					
Blank - no options					
E - Epoxy Tread					
EL - Photoluminescent and Epoxy Tread					
V3 - Full Body Fill					
EV3 - Epoxy and V3					
ELV3 - Photoluminescent Epoxy and V3					
NH - No Mounting Holes					
WH - Weep Hole (available on 76, 175 models only)					
BV - Beveled Edges (length only - 600 and 601 models only)					
<b>Fasteners</b>					
221 - Plastic Shield					
222 - Lead Shield					
223 - MSLA-10, Anchor with Machine Screw, 10-24					
224 - MSLA-4, Anchor with Machine Screw, 1/4"-20					
226 - Stainless Steel Anchor, 1/4" x 3"					
<b>Length</b>					
Use decimal to nearest 1/8" Increment					

Automatic door bottoms

Perimeter seals

Weatherstripping

Intumescent

Sound control

Specialty applications

Appendix

Thresholds

# Saddle thresholds



Automatic door bottoms

**63**

Finishes: A, BK, D, G  
Options: E, EL, V3, EV3, ELV3

**BHMA CERTIFIED** ANSI/BHMA: 63A, 63BK, 63D, 63G, 63A-E, 63BK-E, 63D-E, 63G-E  
J32100, J32130, J32200, J32230

**64**

Finishes: A, BK, D, G  
Options: E, EL, V3, EV3, ELV3

**BHMA CERTIFIED** ANSI/BHMA: 64A, 64BK, 64D, 64G, 64A-E, 64BK-E, 64D-E, 64G-E  
J32100, J32130, J32200, J32230

Perimeter seals

**544**

Finishes: A, BK, D, G  
Options: E, EL, V3, EV3, ELV3

**BHMA CERTIFIED** ANSI/BHMA: 544A, 544BK, 544D, 544G, 544A-E, 544BK-E, 544D-E, 544G-E  
J32100, J32130, J32200, J32230

Weatherstripping

**545**

Finishes: A, BK, D, G  
Options: E, EL, V3, EV3, ELV3

**BHMA CERTIFIED** ANSI/BHMA: 545A, 545BK, 545D, 545G, 545A-E, 545BK-E, 545D-E, 545G-E  
J32100, J32130, J32200, J32230

Intumescent

**545B**

Finishes: B, B-ORB  
Options: E, EL, V3, EV3, ELV3 (not available for B-ORB finish)

**BHMA CERTIFIED** ANSI/BHMA: 545B, 545B-E  
J12100, J12130, J12200, J12230

Sound control

**546**

Finishes: A, BK, D, G  
Options: E, EL, V3, EV3, ELV3

**BHMA CERTIFIED** ANSI/BHMA: 546A, 546BK, 546D, 546G, 546A-E, 546BK-E, 546D-E, 546G-E  
J32100, J32130, J32200, J32230

Supplied without mounting holes.

Specialty applications

See Thresholds Accessories & options page for details.

**Finishes:**

- A** Aluminum mill finish
- BK** Aluminum black anodized
- D** Aluminum dark bronze anodized
- G** Aluminum gold anodized
- B** Bronze, architectural mill finish
- B-ORB** Oil-rubbed bronze

**Options:**

- E** Epoxy abrasive tread
- EL** Photoluminescent and abrasive epoxy tread
- V3** Full body strength fill
- EV3** Epoxy and full body strength fill
- ELV3** Photoluminescent and abrasive epoxy tread, full body strength fill

**Note:**

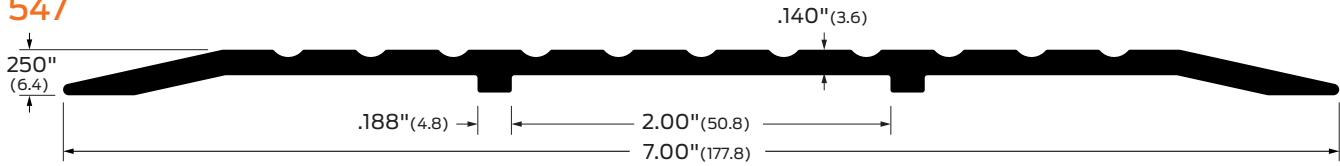
Special anchors available for mounting most thresholds on concrete surfaces.

Appendix



# Saddle thresholds

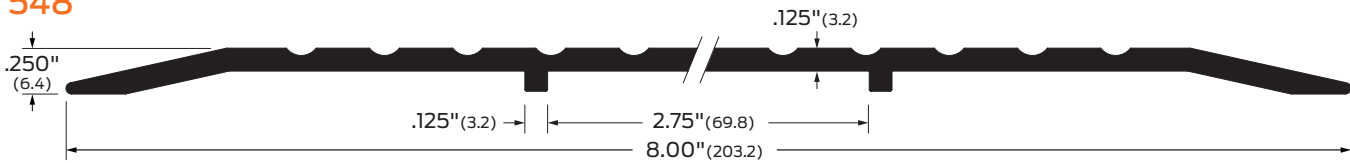
## 547



Finishes: A, BK, D, G Options: E, EL, V3, EV3, ELV3  
**BHMA** CERTIFIED ANSI/BHMA: 547A, 547BK, 547D, 547G J32100, J32130  
 547A-E, 547BK-E, 547D-E, 547G-E J32200, J32230

Supplied without mounting holes.

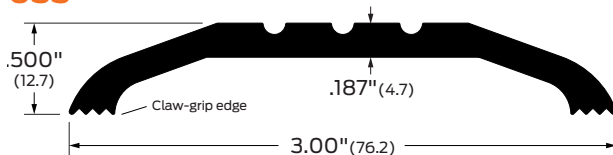
## 548



Finishes: A, BK, D, G Options: E, EL, V3, EV3, ELV3  
**BHMA** CERTIFIED ANSI/BHMA: 548A, 548BK, 548D, 548G J32100, J32130  
 548A-E, 548BK-E, 548D-E, 548G-E J32200, J32230

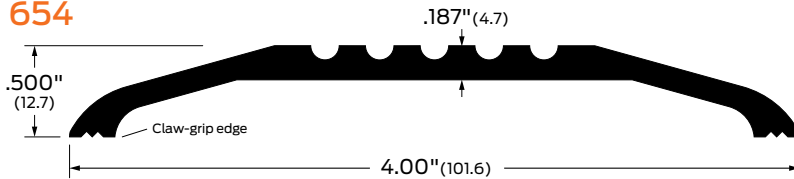
Supplied without mounting holes.

## 653



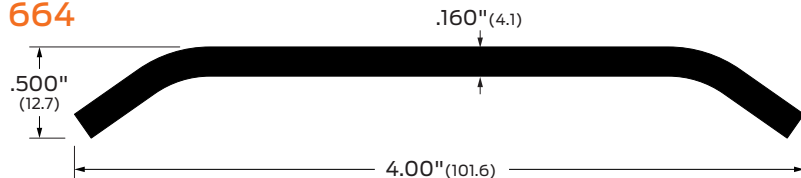
Finishes: A, BK, D, G Options: E, EL, V3, EV3, ELV3  
**BHMA** CERTIFIED ANSI/BHMA: 653A, 653BK, 653D, 653G J32100, J32130  
 653A-E, 653BK-E, 653D-E, 653G-E J32200, J32230

## 654



Finishes: A, BK, D, G, B, B-ORB Options: E, EL, V3, EV3, ELV3 (not available for B-ORB finish)  
**BHMA** CERTIFIED ANSI/BHMA: 654A, 654BK, 654D, 654G J32100, J32130  
 654A-E, 654BK-E, 654D-E, 654G-E J32200, J32230  
 654B J12100, J12130  
 654B-E J12200, J12230

## 664



Finishes: Stainless steel only Options: E, EL, V3, EV3, ELV3  
**BHMA** CERTIFIED ANSI/BHMA: 664STST J52300  
 664STST-E J52400

E-Epoxy recommended for public access openings



See Thresholds Accessories & options page for details.

### Finishes:

- A** Aluminum mill finish
- BK** Aluminum black anodized
- D** Aluminum dark bronze anodized
- G** Aluminum gold anodized
- B** Bronze, architectural mill finish
- B-ORB** Oil-rubbed bronze

### Options:

- E** Epoxy abrasive tread
- EL** Photoluminescent and abrasive epoxy tread
- V3** Full body strength fill
- EV3** Epoxy and full body strength fill
- ELV3** Photoluminescent and abrasive epoxy tread, full body strength fill

### Note:

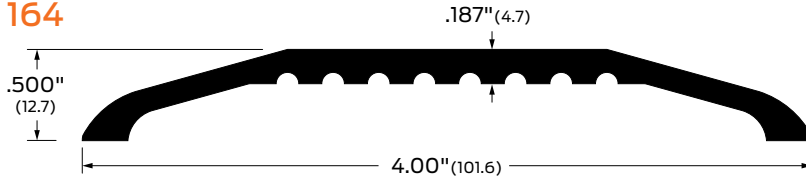
Special anchors available for mounting most thresholds on concrete surfaces.

Thresholds

# Saddle thresholds

Automatic door bottoms

## 164

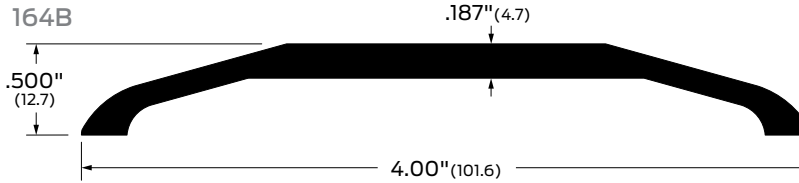


**Finishes:** A, BK, D, G **ANSI/BHMA:** 164A, 164BK, 164D, 164G J32300, J32330  
164A-E, 164BK-E, 164D-E, 164G-E J32400, J32430

Model #654 is a recommended alternative if epoxy and/or body strength fills are desired.

Perimeter seals

## 164B

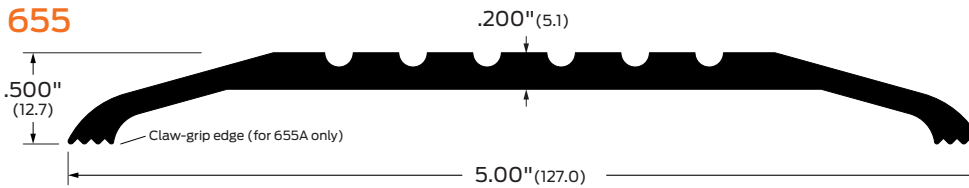


**Finishes:** B, B-ORB **ANSI/BHMA:** 164B J12100, J12130  
164B-E J12200, J12230

Model #654 is a recommended alternative if epoxy and/or body strength fills are desired.

Weatherstripping

## 655



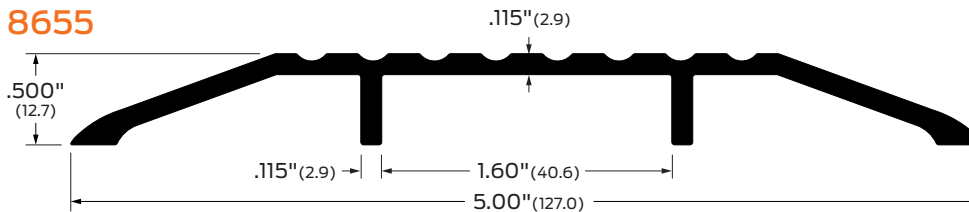
**Finishes:** A, BK, D, G, E, EL, V3, EV3, ELV3, B, B-ORB **Options:** E, EL, V3, EV3, ELV3 (not available for B-ORB finish) **ANSI/BHMA:** 655A, 655BK, 655D, 655G J32100, J32130  
655A-E, 655BK-E, 655D-E, 655G-E J32200, J32230  
655B J12100, J12130  
655B-E J12200, J12230



655A-V3 (Full body strength)

Intumescent

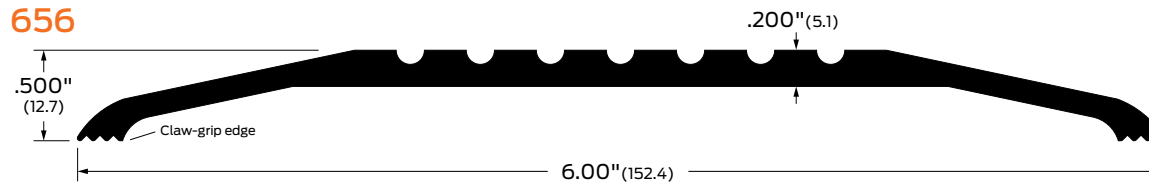
## 8655



**Finishes:** A, BK, D, G, E, EL, V3, EV3, ELV3 **Options:** E, EL, V3, EV3, ELV3 **ANSI/BHMA:** 8655A, 8655BK, 8655D, 865G J32100, J32130  
8655A-E, 8655BK-E, 8655D-E, 8655G-E J32200, J32230

Sound control

## 656



**Finishes:** A, BK, D, G, B, B-ORB **Options:** E, EL, V3, EV3, ELV3 (not available for B-ORB finish) **ANSI/BHMA:** 656A, 656BK, 656D, 656E J32100, J32130  
656A-E, 656BK-E, 656D-E, 656G-E J32200, J32230  
656B J12100, J12130  
656B-E J12200, J12230

Supplied without mounting holes.

Specialty applications

See Thresholds Accessories & options page for details.

**Finishes:**

- A** Aluminum mill finish
- BK** Aluminum black anodized
- D** Aluminum dark bronze anodized
- G** Aluminum gold anodized
- B** Bronze, architectural mill finish
- B-ORB** Oil-rubbed bronze

**Options:**

- E** Epoxy abrasive tread
- EL** Photoluminescent and abrasive epoxy tread
- V3** Full body strength fill
- EV3** Epoxy and full body strength fill
- ELV3** Photoluminescent and abrasive epoxy tread, full body strength fill

**Note:**

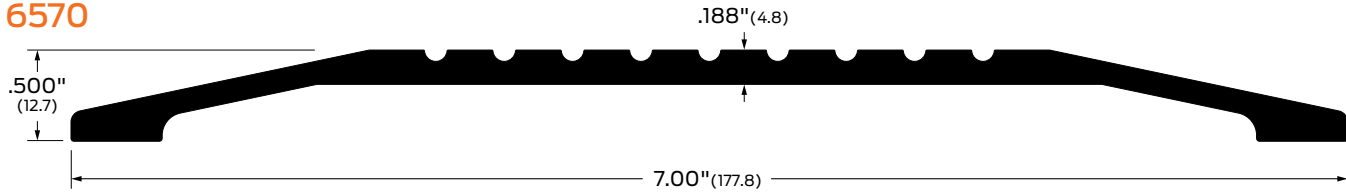
Special anchors available for mounting most thresholds on concrete surfaces.

Appendix



# Saddle thresholds

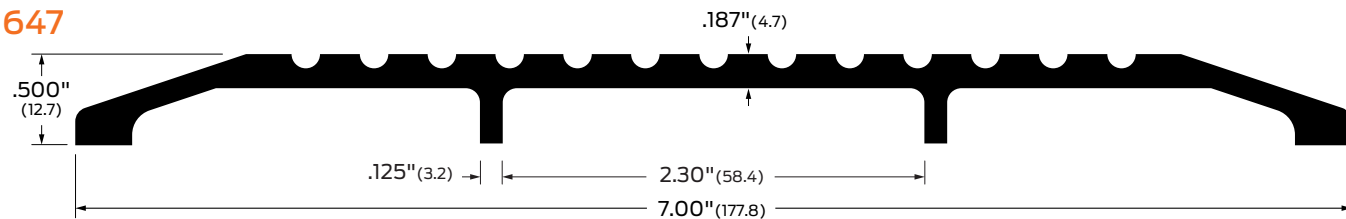
## 6570



Finishes: A, BK, D, G Options: E, EL, V3, EV3, ELV3 ANSI/BHMA: 6570A, 6570BK, 6570D, 6570G 6570A-E, 6570BK-E, 6570D-E, 6570G-E J32100, J32130 J32200, J32230

Supplied without mounting holes.

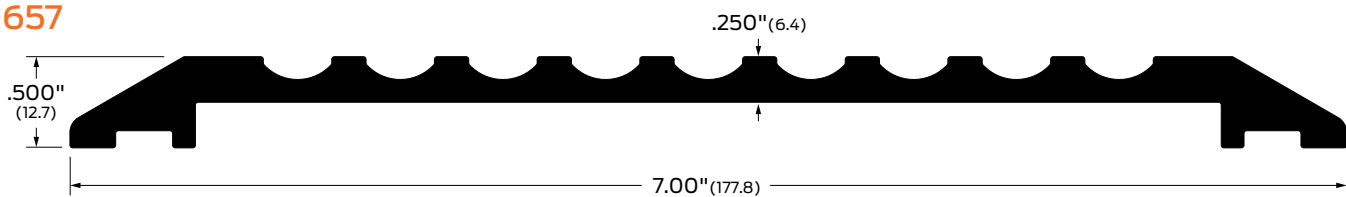
## 647



Finishes: B, B-ORB Options: E, EL, V3, EV3, ELV3 (not available for B-ORB finish) ANSI/BHMA: 647B 647B-E J12100, J12130 J12200, J12230

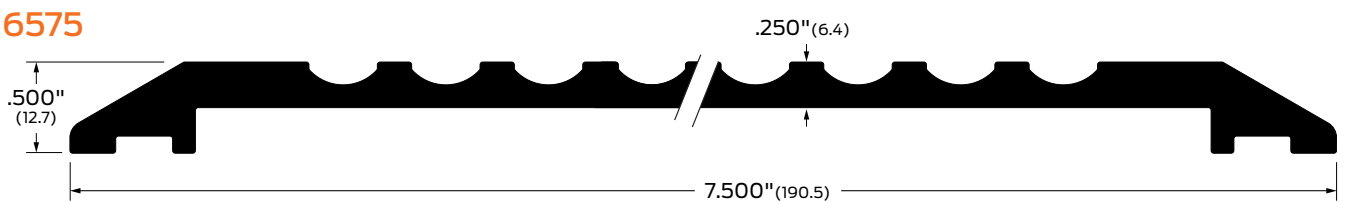
Supplied without mounting holes.

## 657



Finishes: A, BK, D, G Options: E, EL, V3, EV3, ELV3 ANSI/BHMA: 657A, 657BK, 657D, 657G 657A-E, 657BK-E, 657D-E, 657G-E J32100 J32200

## 6575



Finishes: A, BK, D, G Options: E, EL, V3, EV3, ELV3 ANSI/BHMA: 657A, 657BK, 657D, 657G 657A-E, 657BK-E, 657D-E, 657G-E J32100 J32200

Note: Model 6570 (see Saddle Thresholds section) may also be suitable for this application (Type 1 only), depending on configuration with floor-mounted automatic door closers. Check that the bevel allows adequate clearance.

See Thresholds Accessories & options page for details.

### Finishes:

- A** Aluminum mill finish
- BK** Aluminum black anodized
- D** Aluminum dark bronze anodized
- G** Aluminum gold anodized
- B** Bronze, architectural mill finish
- B-ORB** Oil-rubbed bronze

### Options:

- E** Epoxy abrasive tread
- EL** Photoluminescent and abrasive epoxy tread
- V3** Full body strength fill
- EV3** Epoxy and full body strength fill
- ELV3** Photoluminescent and abrasive epoxy tread, full body strength fill

### Note:

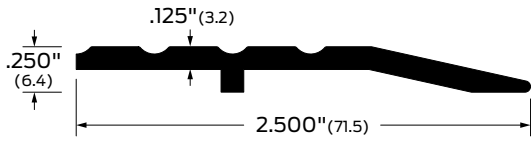
Special anchors available for mounting most thresholds on concrete surfaces.

Thresholds

# Half-saddle thresholds

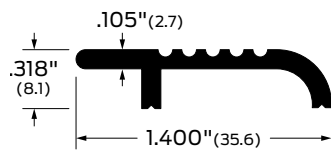
Automatic door bottoms

## 1545



**Finishes:** A, BK, D, G  
**Options:** E, EL, V3, EV3, ELV3  
**ANSI/BHMA:** 1545A, 1545D, 1545G, 1545BK, 1545A-E, 1545D-E, 1545G-E, 1545BK-E  
 J33100, J33130, J33200, J33230

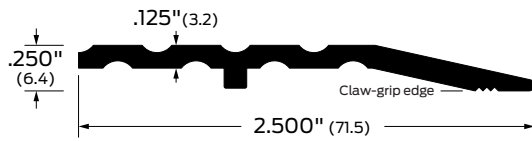
## 15



**Finishes:** B, B-ORB  
**ANSI/BHMA:** 15B, J13100, J14170

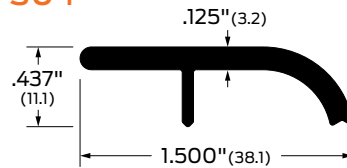
Perimeter seals

## 1545B



**Finishes:** B, B-ORB  
**Options:** E, EL, V3, EV3, ELV3 (not available for ORB finish)  
**ANSI/BHMA:** 1545B, 1545B-E, J13100, J13130, J13200, J13230

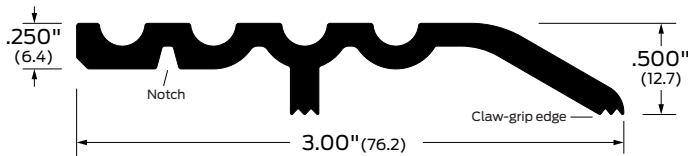
## 304



**Finishes:** A, BK, D, G  
**ANSI/BHMA:** 304A, 304D, 304G, 304BK, J33300, J34170

Weatherstripping

## 1673

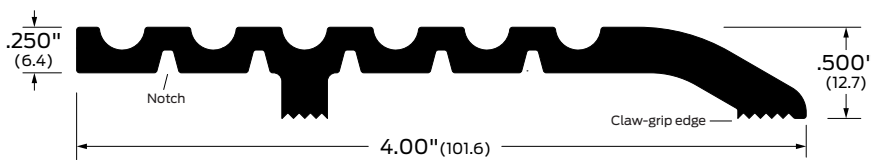


**Finishes:** A, BK, D, G  
**Options:** E, EL, V3, EV3, ELV3  
**ANSI/BHMA:** 1673A, 1673D, 1673G, 1673BK, 1673A-E, 1673D-E, 1673G-E, 1673BK-E  
 J33100, J33200

Note: Notch allows use with adjustable threshold system. (See p.23)

Intumescent

## 1674

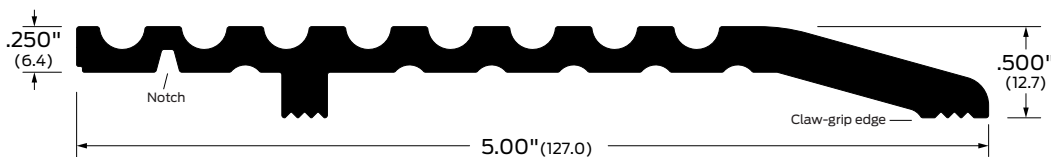


**Finishes:** A, BK, D, G  
**Options:** E, EL, V3, EV3, ELV3  
**ANSI/BHMA:** 1674A, 1674D, 1674G, 1674BK, 1674A-E, 1674D-E, 1674G-E, 1674BK-E  
 J33100, J33200

Note: Notch allows use with adjustable threshold system. (See p.23)

Sound control

## 1675



**Finishes:** A, BK, D, G  
**Options:** E, EL, V3, EV3, ELV3  
**ANSI/BHMA:** 1675A, 1675D, 1675G, 1675BK, 1675A-E, 1675D-E, 1675G-E, 1675BK-E  
 J33100, J33130, J33200, J33230

Note: Notch allows use with adjustable threshold system. (See p.23)

Specialty applications

See Thresholds Accessories & options page for details.

**Finishes:**

- A** Aluminum mill finish
- BK** Aluminum black anodized
- D** Aluminum dark bronze anodized
- G** Aluminum gold anodized
- B** Bronze, architectural mill finish
- B-ORB** Oil-rubbed bronze

**Options:**

- E** Epoxy abrasive tread
- EL** Photoluminescent and abrasive epoxy tread
- V3** Full body strength fill
- EV3** Epoxy and full body strength fill
- ELV3** Photoluminescent and abrasive epoxy tread, full body strength fill

**Note:**

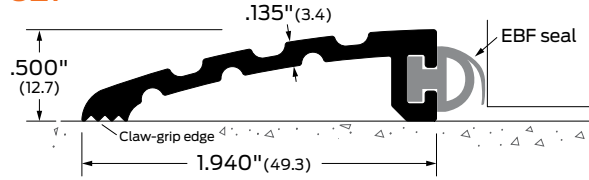
Special anchors available for mounting most thresholds on concrete surfaces.

Appendix



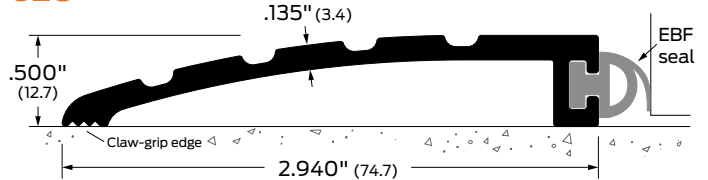
# Half-saddle threshold

## 627



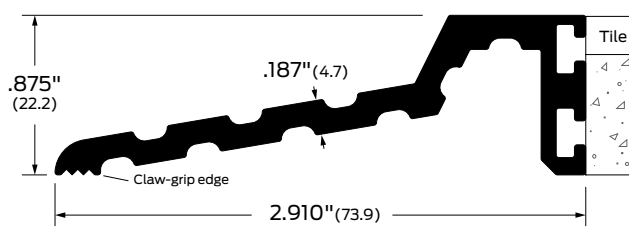
**Finishes:** A, BK, D, G  
**Options:** E, EL, V3, EV3, ELV3  
**ANSI/BHMA:** 627A, 627D, 627G, 627BK, 627A-E, 627D-E, 627G-E, 627BK-E  
 J33100 J33200  
 Neoprene extruded bulb/finger for double-sealing protection.

## 628



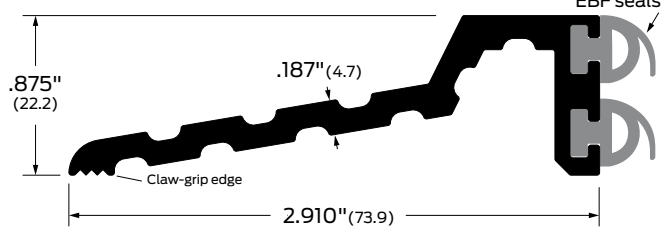
**Finishes:** A, BK, D, G  
**Options:** E, EL, V3, EV3, ELV3  
**ANSI/BHMA:** 628A, 628D, 627G, 627BK, 628A-E, 628D-E, 628G-E, 628BK-E  
 J33100 J33200  
 Neoprene extruded bulb/finger for double-sealing protection.

## 523



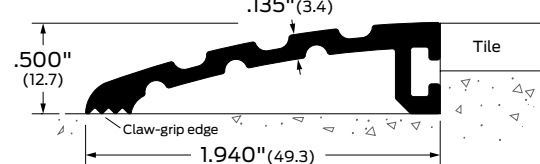
**Finishes:** A, BK, D, G  
**Options:** E, EL, V3, EV3, ELV3  
**BHMA CERTIFIED** **ANSI/BHMA:** 523A, 523D, 523G, 523BK, 523A-E, 523D-E, 523G-E, 523BK-E  
 J33100 J33200

## 524



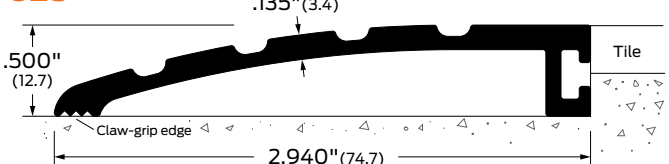
**Finishes:** A, BK, D, G  
**Options:** E, EL, V3, EV3, ELV3  
**BHMA CERTIFIED** **ANSI/BHMA:** 524A, 524D, 524G, 524BK, 524A-E, 524D-E, 524G-E, 524BK-E  
 J33100 J33200  
 Neoprene extruded bulb/finger for double-sealing protection.

## 622



**Finishes:** A, BK, D, G  
**Options:** E, EL, V3, EV3, ELV3  
**BHMA CERTIFIED** **ANSI/BHMA:** 622A, 622D, 622G, 622BK, 622A-E, 622D-E, 622G-E, 622BK-E  
 J33100 J33200  
 Also suitable for use as carpet divider threshold.  
 ADA compliant when installed flush with the flooring

## 623



**Finishes:** A, BK, D, G  
**Options:** E, EL, V3, EV3, ELV3  
**BHMA CERTIFIED** **ANSI/BHMA:** 623A, 623D, 623G, 623BK, 623A-E, 623D-E, 623G-E, 623BK-E  
 J33100 J33200  
 Also suitable for use as carpet divider threshold.  
 ADA compliant when installed flush with the flooring

See Thresholds Accessories & options page for details.

**Finishes:**

- A** Aluminum mill finish
- BK** Aluminum black anodized
- D** Aluminum dark bronze anodized
- G** Aluminum gold anodized
- B** Bronze, architectural mill finish
- B-ORB** Oil-rubbed bronze

**Options:**

- E** Epoxy abrasive tread
- EL** Photoluminescent and abrasive epoxy tread
- V3** Full body strength fill
- EV3** Epoxy and full body strength fill
- ELV3** Photoluminescent and abrasive epoxy tread, full body strength fill

**Note:**

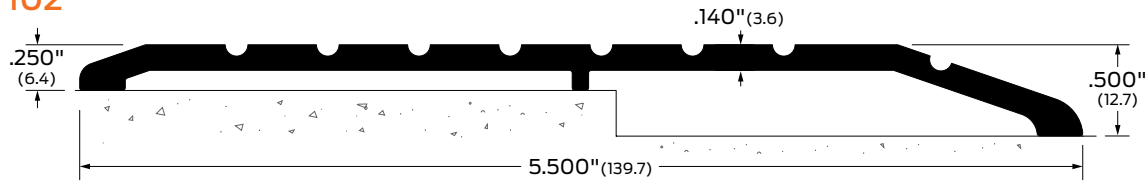
Special anchors available for mounting most thresholds on concrete surfaces.

Thresholds

# Offset thresholds

Automatic door bottoms

## 102

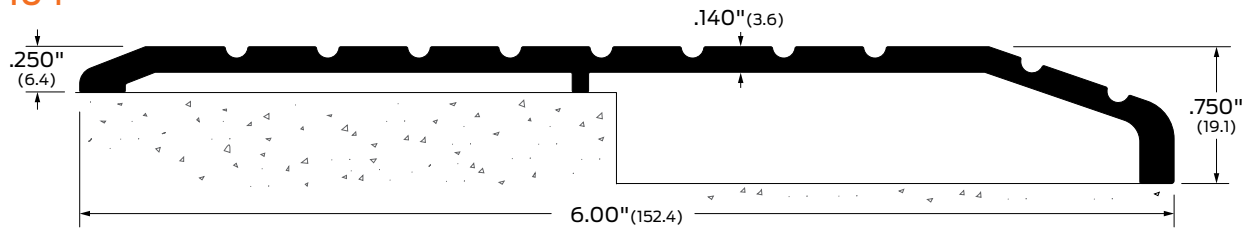


Finishes: A, BK, D, G Options: E, EL ANSI/BHMA: 102A, 102D, 102G, 102BK J32180  
102A-E, 102D-E, 102G-E, 102BK-E J32280

Handicap offset. Supplied without mounting holes.

Perimeter seals

## 104



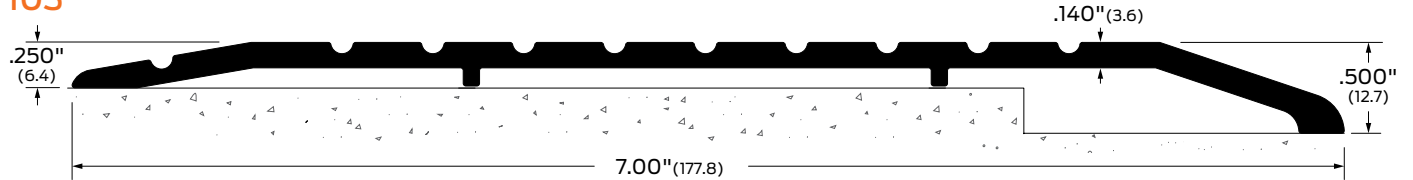
Finishes: A, BK, D, G Options: E, EL ANSI/BHMA: 104A, 104D, 104G, 104BK J32180  
104A-E, 104D-E, 104G-E, 104BK-E J32280

Supplied without mounting holes.

Weatherstripping

Intumescent

## 103



Finishes: A, BK, D, G Options: E, EL ANSI/BHMA: 103A, 103D, 103G, 103BK J32180  
103A-E, 103D-E, 103G-E, 103BK-E J32280

Handicap offset. Supplied without mounting holes.

Sound control

Specialty applications

See Thresholds Accessories & options page for details.

**Finishes:**

- A** Aluminum mill finish
- BK** Aluminum black anodized
- D** Aluminum dark bronze anodized
- G** Aluminum gold anodized
- B** Bronze, architectural mill finish
- B-ORB** Oil-rubbed bronze

**Options:**

- E** Epoxy abrasive tread
- EL** Photoluminescent and abrasive epoxy tread
- V3** Full body strength fill
- EV3** Epoxy and full body strength fill
- ELV3** Photoluminescent and abrasive epoxy tread, full body strength fill

**Note:**

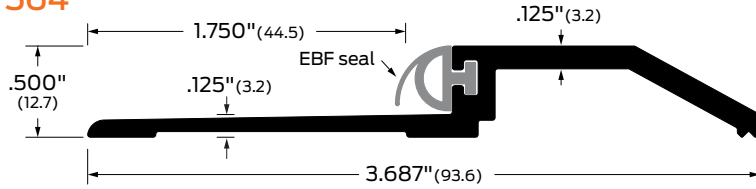
Special anchors available for mounting most thresholds on concrete surfaces.

Appendix



# Rabbeted thresholds

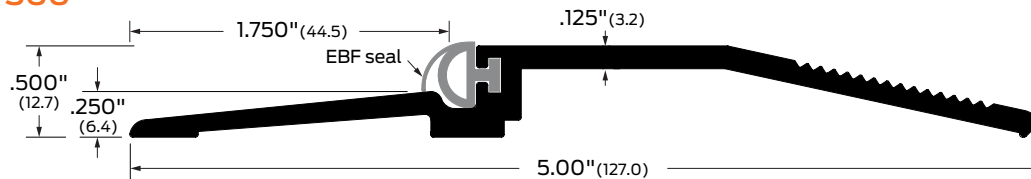
## 564



<b>Finishes:</b>	<b>Options:</b>		<b>ANSI/BHMA:</b>	
A, BK, D, G	E, EL, V3		564A, 564D, 564G, 564BK	J36300
B, B-ORB	EV3, ELV3		564A-E, 564D-E, 564G-E, 564BK-E	J36400
	(not available for B-ORB finish)		564B	J16300
			564B-E	J16400

Suitable for sound control applications and OEM use.  
Neoprene extruded bulb/finger for double-sealing protection.

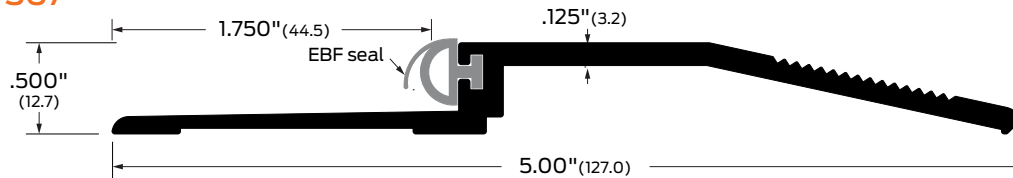
## 566



<b>Finishes:</b>	<b>Options:</b>		<b>ANSI/BHMA:</b>	
A, BK, D, G	E, EL, V3		566A, 566D, 566G	J36100, J36130
	EV3, ELV3		566A-E, 566D-E, 566G-E, 566BK-E	J36200, J36230

Neoprene extruded bulb/finger for double-sealing protection.

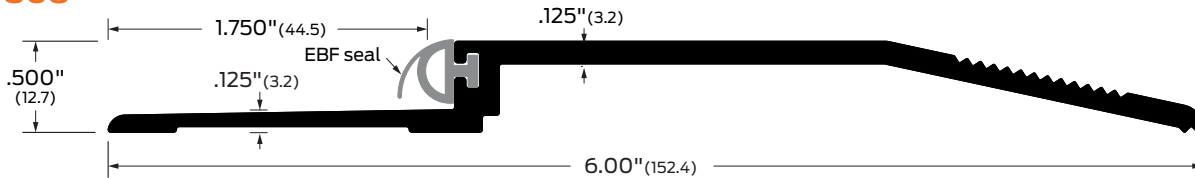
## 567



<b>Finishes:</b>	<b>Options:</b>		<b>ANSI/BHMA:</b>	
B, B-ORB	E, EL, V3		567B	J16100
	EV3, ELV3		567B-E	J16200
	(not available for B-ORB finish)			

Extruded bulb/finger for double-sealing protection.

## 568



<b>Finishes:</b>	<b>Options:</b>		<b>ANSI/BHMA:</b>	
A, BK, D, G	E, EL, V3		568A, 568D, 568G, 568BK	J36100
	EV3, ELV3		568A-E, 568D-E, 568G-E, 568BK-E	J36200

Neoprene extruded bulb/finger for double-sealing protection.

See Thresholds Accessories & options page for details.

**Finishes:**

- A** Aluminum mill finish
- BK** Aluminum black anodized
- D** Aluminum dark bronze anodized
- G** Aluminum gold anodized
- B** Bronze, architectural mill finish
- B-ORB** Oil-rubbed bronze

**Options:**

- E** Epoxy abrasive tread
- EL** Photoluminescent and abrasive epoxy tread
- V3** Full body strength fill
- EV3** Epoxy and full body strength fill
- ELV3** Photoluminescent and abrasive epoxy tread, full body strength fill

**Note:**

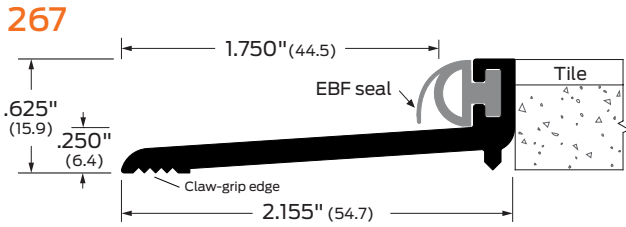
Special anchors available for mounting most thresholds on concrete surfaces.

Thresholds

# Rabbeted thresholds—standard

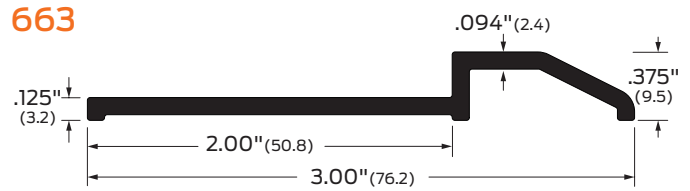


Automatic door bottoms



**267**  
**Finishes:** A, BK, D, G  
**Options:** E, EL  
**BHMA CERTIFIED**  
**ANSI/BHMA:** 267A, 264D, 267G, 267BK, 267A-E, 267D-E, 267G-E, 267BK-E  
 J36300 J36400

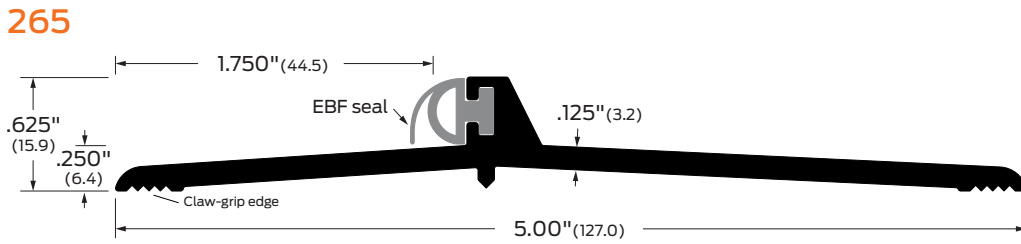
Suitable for uneven floors.  
 Neoprene extruded bulb/finger for double-sealing protection.



**663**  
**Finishes:** A, BK, D, G  
**Options:** E, EL, V3, EV3, ELV3  
**BHMA CERTIFIED**  
**ANSI/BHMA:** 663A, 663D, 663G, 663BK, 663A-E, 663BK-E, 663D-E, 663G-E  
 J37360, J373360 J37400, J37436

Rabbeted, butt & transition.  
 Supplied without mounting holes.

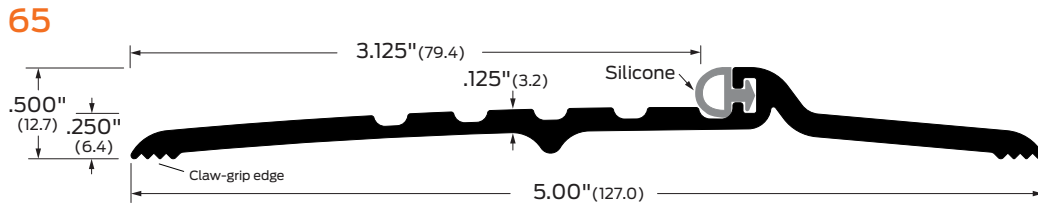
Perimeter seals



**265**  
**Finishes:** A, BK, D, G  
**Options:** E, EL  
**BHMA CERTIFIED**  
**ANSI/BHMA:** 265A, 265D, 265G, 265BK, 265A-E, 265D-E, 265G-E, 265BK-E  
 J36300 J36400

For latch track hardware.  
 Neoprene extruded bulb/finger for double-sealing protection.

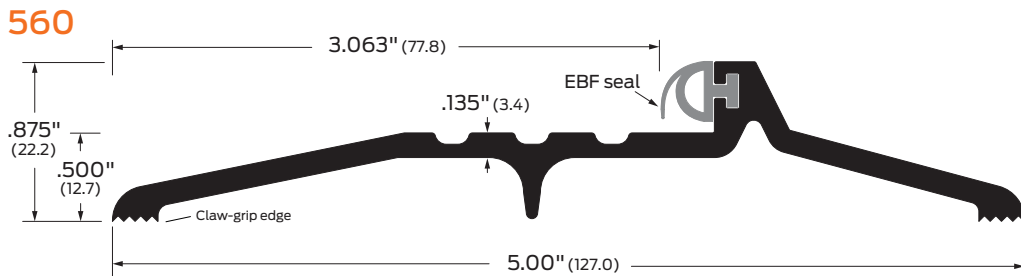
Weatherstripping



**65**  
**Finishes:** A, BK, D, G, B, B-ORB  
**Options:** E, EL (not available for ORB finish)  
**BHMA CERTIFIED**  
**ANSI/BHMA:** 65A, 65D, 65G, 65BK, 65A-E, 65D-E, 65G-E, 65BK-E, 65B, 65B-E  
 J36100, J36130 J36200, J36230 J16100, J16130 J16200, J16230

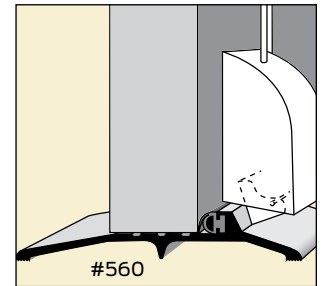
For latch track hardware.

Intumescent



**560**  
**Finishes:** A, BK, D, G  
**Options:** E, EL, V3, EV3, ELV3  
**BHMA CERTIFIED**  
**ANSI/BHMA:** 560A, 560D, 560G, 560BK, 560A-E, 560D-E, 560G-E, 560BK-E  
 J36100 J36200

For latch track hardware.  
 Neoprene extruded bulb/finger for double-sealing protection.



#560  
 Specially designed for bottom-latching exits and locks.

Sound control

Specialty applications

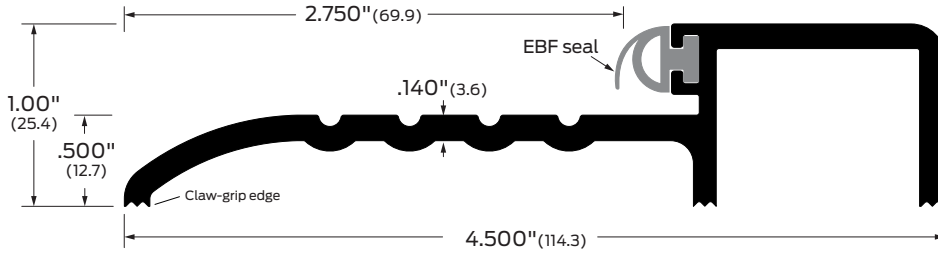
See Thresholds Accessories & options page for details.

<b>Finishes:</b>	<b>Options:</b>	<b>Note:</b>
<b>A</b> Aluminum mill finish	<b>E</b> Epoxy abrasive tread	Special anchors available for mounting most thresholds on concrete surfaces.
<b>BK</b> Aluminum black anodized	<b>EL</b> Photoluminescent and abrasive epoxy tread	
<b>D</b> Aluminum dark bronze anodized	<b>V3</b> Full body strength fill	
<b>G</b> Aluminum gold anodized	<b>EV3</b> Epoxy and full body strength fill	
<b>B</b> Bronze, architectural mill finish	<b>ELV3</b> Photoluminescent and abrasive epoxy tread, full body strength fill	
<b>B-ORB</b> Oil-rubbed bronze		



# Rabbeted thresholds

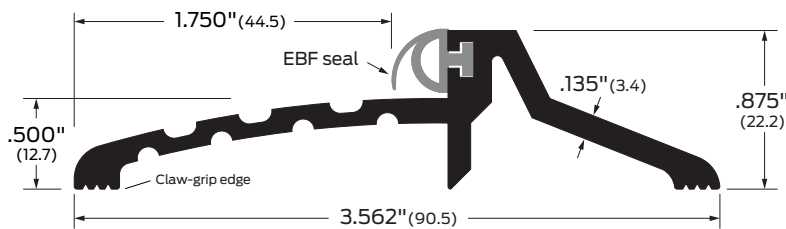
## 561



**Finishes:** A, BK, D, G   
 **Options:** E, EL, V3, EV3, ELV3   
 **BHMA CERTIFIED**   
**ANSI/BHMA:** 561A, 561D, 561G, 561BK, 561A-E, 564D-E, 561G-E, 561BK-E   
 J36100, J36200

Neoprene extruded bulb/finger for double-sealing protection.

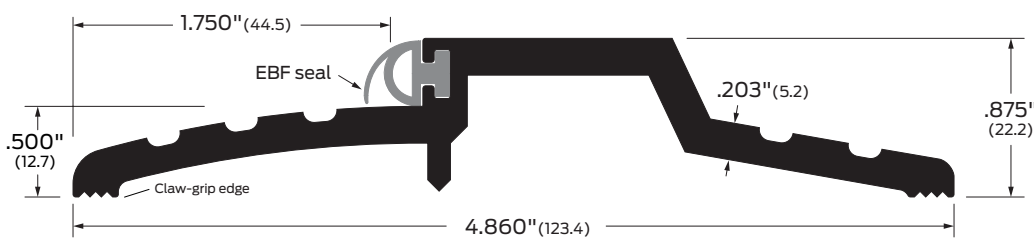
## 563



**Finishes:** A, BK, D, G   
 **Options:** E, EL, V3, EV3, ELV3   
 **BHMA CERTIFIED**   
**ANSI/BHMA:** 563A, 563D, 563G, 563BK, 563A-E, 563D-E, 563G-E, 563BK-E   
 J36100, J36200

Neoprene extruded bulb/finger for double-sealing protection.

## 565



**Finishes:** A, BK, D, G, B, B-ORB   
 **Options:** E, EL, V3, EV3, ELV3 (not available for B-ORB finish)   
 **BHMA CERTIFIED**   
**ANSI/BHMA:** 565A, 565D, 565G, 565BK, 565A-E, 565D-E, 565G-E, 565BK-E, 565B, 565B-E   
 J36100, J36200, J16100, J16200

Neoprene extruded bulb/finger for double-sealing protection.

See Thresholds Accessories & options page for details.

**Finishes:**

- A** Aluminum mill finish
- BK** Aluminum black anodized
- D** Aluminum dark bronze anodized
- G** Aluminum gold anodized
- B** Bronze, architectural mill finish
- B-ORB** Oil-rubbed bronze

**Options:**

- E** Epoxy abrasive tread
- EL** Photoluminescent and abrasive epoxy tread
- V3** Full body strength fill
- EV3** Epoxy and full body strength fill
- ELV3** Photoluminescent and abrasive epoxy tread, full body strength fill

**Note:**

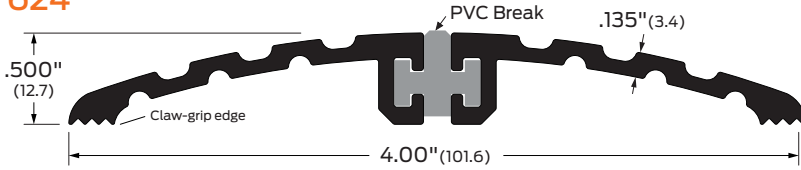
Special anchors available for mounting most thresholds on concrete surfaces.

Thresholds

# Thermal break thresholds

Automatic door bottoms

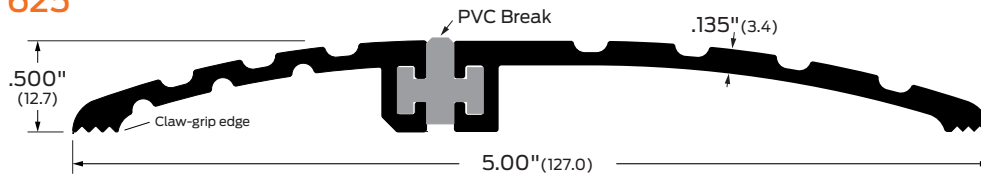
## 624



**Finishes:** A, BK, D, G  
**Options:** E, EL, V3, EV3, ELV3  
**ANSI/BHMA:** 624A, 624D, 624G, 624BK J32139  
 624A-E, 624D-E, 624G-D, 624BK-E J32239

Perimeter seals

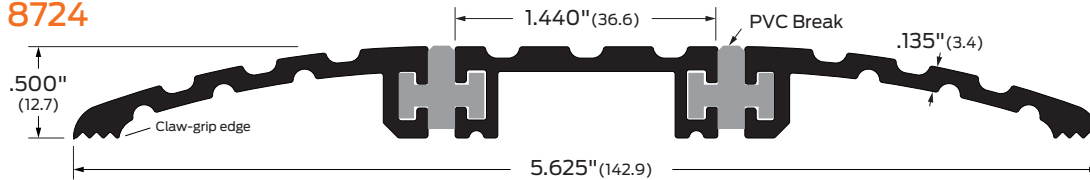
## 625



**Finishes:** A, BK, D, G  
**Options:** E, EL, V3, EV3, ELV3  
**ANSI/BHMA:** 625A, 625BK, 625D, 625G J32139  
 625A-E, 625BK-E, 625D-E, 625G-E J32239

Weatherstripping

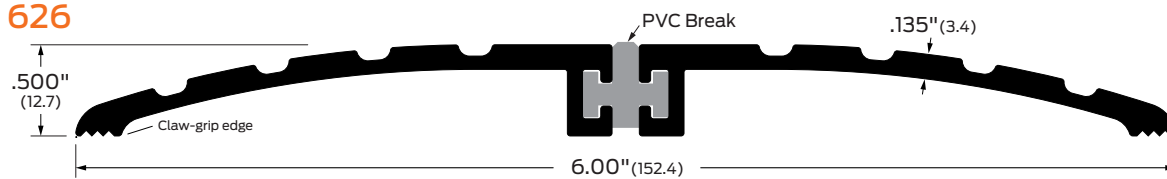
## 8724



**Finishes:** A, BK, D, G  
**Options:** E, EL, V3, EV3, ELV3  
**ANSI/BHMA:** 8724A, 8724D, 8724G, 8724BK J32139  
 8724A-E, 8724D-E, 8724G-E, 8724BK-E J32239

Intumescent

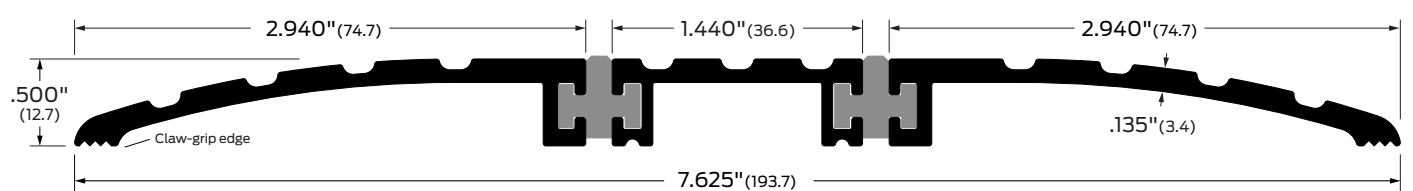
## 626



**Finishes:** A, BK, D, G  
**Options:** E, EL, V3, EV3, ELV3  
**ANSI/BHMA:** 626A, 626D, 626G, 626BK J32139  
 626A-E, 626D-E, 626G-D, 626BK-E J32239

Sound control

## 8726



**Finishes:** A, BK, D, G  
**Options:** E, EL, V3, EV3, ELV3  
**ANSI/BHMA:** 8726A, 8726D, 8726G, 8726BK J32139  
 8726A-E, 8726D-E, 8726G-E, 8726BK-E J32239

Full illustration not to scale

Specialty applications

See Thresholds Accessories & options page for details.

**Finishes:**

- A** Aluminum mill finish
- BK** Aluminum black anodized
- D** Aluminum dark bronze anodized
- G** Aluminum gold anodized
- B** Bronze, architectural mill finish
- B-ORB** Oil-rubbed bronze

**Options:**

- E** Epoxy abrasive tread
- EL** Photoluminescent and abrasive epoxy tread
- V3** Full body strength fill
- EV3** Epoxy and full body strength fill
- ELV3** Photoluminescent and abrasive epoxy tread, full body strength fill

**Note:**

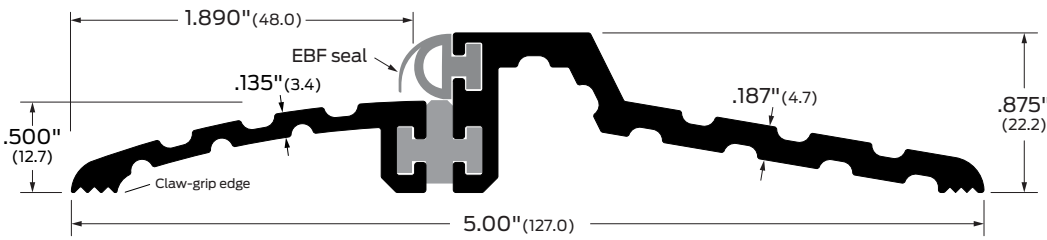
Special anchors available for mounting most thresholds on concrete surfaces.  
 Width dimensions for thresholds on this page are nominal. Slight variations may result from thermal break manufacturing.

Appendix



# Thermal break thresholds

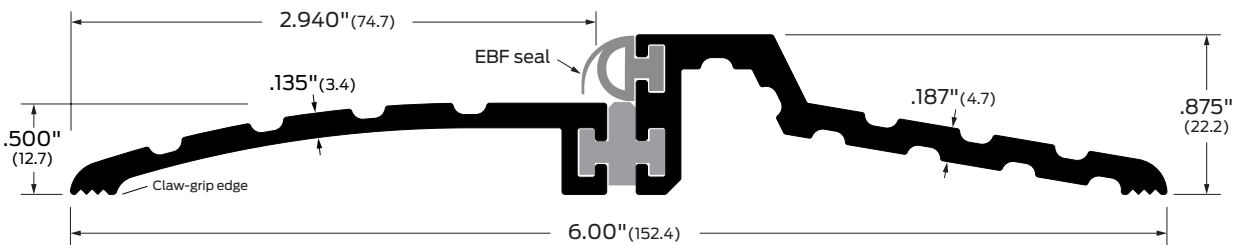
## 525



Finishes: A, BK, D, G Options: E, EL, V3, EV3, ELV3 ANSI/BHMA: 525A, 525BK, 525D, 525G 525A-E, 525BK-E, 525D-E, 525G-E J36190

Neoprene extruded bulb/finger for double-sealing protection.

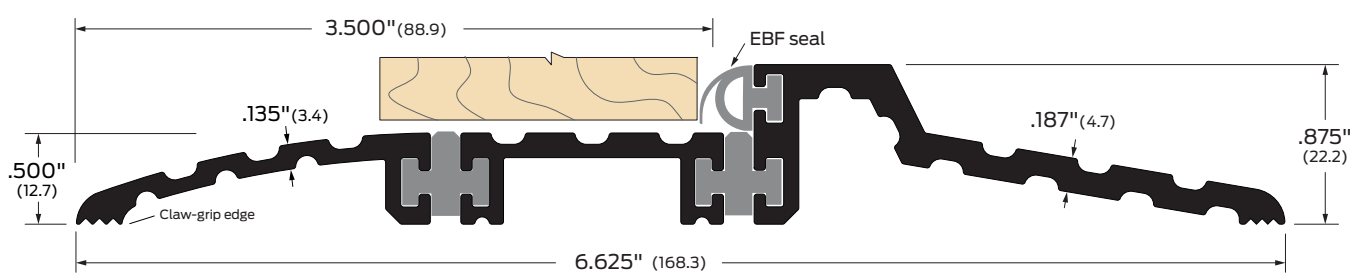
## 526



Finishes: A, BK, D, G Options: E, EL, V3, EV3, ELV3 ANSI/BHMA: 526A, 526BK, 526D, 526G 526A-E, 526BK-E, 526D-E, 526G-E J36190 J36290

Neoprene extruded bulb/finger for double-sealing protection.

## 8729



Finishes: A, BK, D, G Options: E, EL, V3, EV3, ELV3 ANSI/BHMA: 8729A, 8729BK, 8729D, 8729G 8729A-E, 8729BK-E, 8729D-E, 8729G-E J36190 J36290

Neoprene extruded bulb/finger for double-sealing protection.

See Thresholds Accessories & options page for details.

### Finishes:

- A** Aluminum mill finish
- BK** Aluminum black anodized
- D** Aluminum dark bronze anodized
- G** Aluminum gold anodized
- B** Bronze, architectural mill finish
- B-ORB** Oil-rubbed bronze

### Options:

- E** Epoxy abrasive tread
- EL** Photoluminescent and abrasive epoxy tread
- V3** Full body strength fill
- EV3** Epoxy and full body strength fill
- ELV3** Photoluminescent and abrasive epoxy tread, full body strength fill

### Note:

Special anchors available for mounting most thresholds on concrete surfaces.  
Width dimensions for thresholds on this page are nominal. Slight variations may result from thermal break manufacturing.

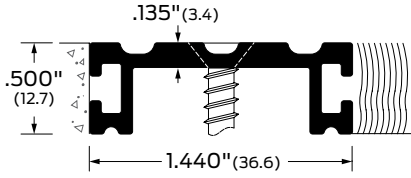
Thresholds

# Carpet divider thresholds



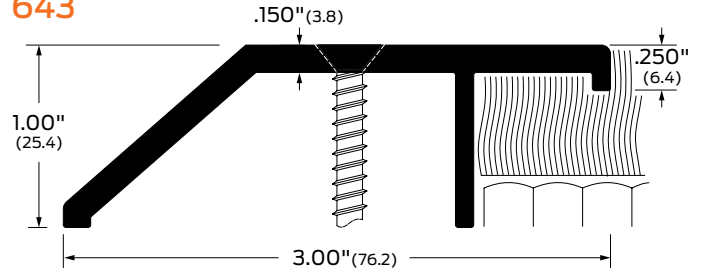
Automatic door bottoms

## 522



**Finishes:** A, BK, D, G  
**Options:** E, EL, V3, EV3, ELV3  
**BHMA CERTIFIED**  
**ANSI/BHMA:** 522A, 522BK, 522D, 522E J32140  
 522A-E, 522BK-E, 522D-E, 522G-E J32240

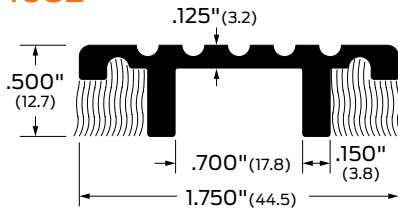
## 643



**Finishes:** A, BK, D, G  
**Options:** E, EL, V3, EV3, ELV3  
**BHMA CERTIFIED**  
**ANSI/BHMA:** 643A, 643BK, 643D, 643G J33300, J33340  
 643A-E, 643BK-E, 643D-E, 643G-E J33400, J33440

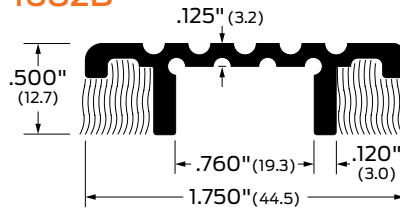
Perimeter seals

## 1682



**Finishes:** A, BK, D, G  
**Options:** E, EL, V3, EV3, ELV3  
**BHMA CERTIFIED**  
**ANSI/BHMA:** 1682A, 1682BK, 1682D, 1682G J32140  
 1682A-E, 1682BK-E, 1682D-E, 1682G-E J32240

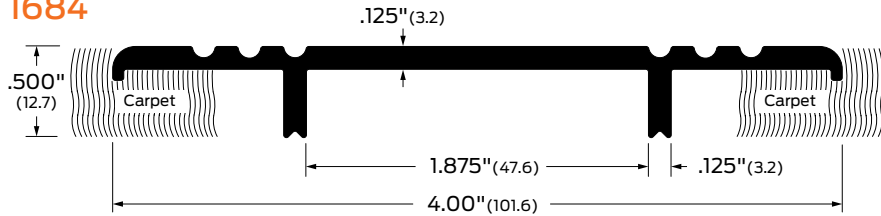
## 1682B



**Finishes:** B, B-ORB  
**Options:** E, EL, V3, EV3, ELV3 (not available for B-ORB finish)  
**BHMA CERTIFIED**  
**ANSI/BHMA:** 1682B J12140  
 1682B-E J12240

Weatherstripping

## 1684



**Finishes:** A, BK, D, G  
**Options:** E, EL, V3, EV3, ELV3  
**BHMA CERTIFIED**  
**ANSI/BHMA:** 1684A, 1684BK, 1684D, 1684G J32140  
 1684A-E, 1684BK-E, 1684D-E, 1684G-E J32240

Intumescent


## 1685R



**Finishes:** Black only  
**BHMA CERTIFIED**  
**ANSI/BHMA:** 1685R J72340

Traction Tread™ rubber for non-rated door. Supplied without mounting holes.

## 1686R



**Finishes:** Black only  
**BHMA CERTIFIED**  
**ANSI/BHMA:** 1686R J73340

Traction Tread™ rubber for non-rated door. Supplied without mounting holes.

Sound control

Specialty applications

See Thresholds Accessories & options page for details.

**Finishes:**

- A** Aluminum mill finish
- BK** Aluminum black anodized
- D** Aluminum dark bronze anodized
- G** Aluminum gold anodized
- B** Bronze, architectural mill finish
- B-ORB** Oil-rubbed bronze

**Options:**

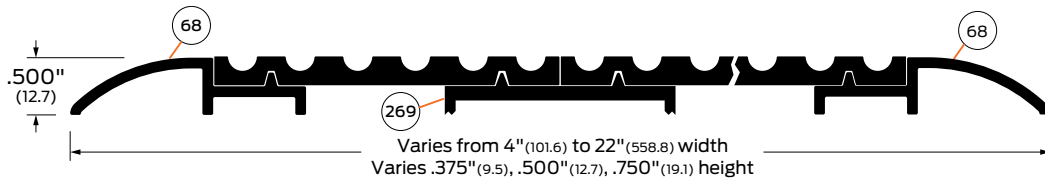
- E** Epoxy abrasive tread
- EL** Photoluminescent and abrasive epoxy tread
- V3** Full body strength fill
- EV3** Epoxy and full body strength fill
- ELV3** Photoluminescent and abrasive epoxy tread, full body strength fill

**Note:**

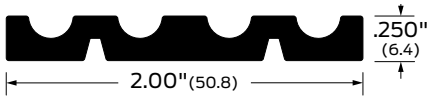
Special anchors available for mounting most thresholds on concrete surfaces.



# Adjustable thresholds



## 672



**Finishes:** A, BK, D, G  
**Options:** E, EL

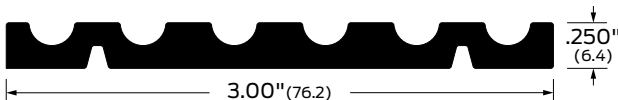
**BHMA CERTIFIED**

**ANSI/BHMA:**  
672A, 672D, 672G, 672BK  
672A-E, 672D-E, 672G-E, 672BK-E

J37100, J37136  
J37200, J37236

Supplied without mounting holes.

## 673



**Finishes:** A, BK, D, G  
**Options:** E, EL, (not available for B-ORB finish)

**BHMA CERTIFIED**

**ANSI/BHMA:**  
673A, 673D, 673G, 673BK  
673A-E, 673D-E, 673G-E, 673BK-E  
673B  
673B-E

J37100, J37136  
J37200, J37236  
J17100, J17136  
J17200, J17236

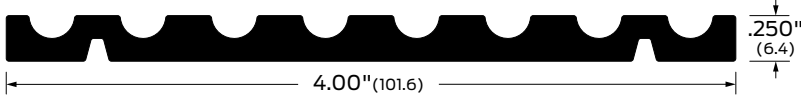
Supplied without mounting holes.

### Installation note:

ZERO adjustable thresholds systems can be installed easily and quickly without welding or screws on the base. Screws are required only to secure the top plate.

For thresholds with vertical wraparounds (# 105, #106, #107), screws are recommended in both directions for firm attachment at anchor points.

## 674



**Finishes:** A, BK, D, G  
**Options:** E, EL, (not available for B-ORB finish)

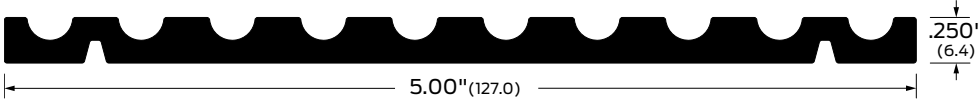
**BHMA CERTIFIED**

**ANSI/BHMA:**  
674A, 674D, 674G, 674BK  
674A-E, 674D-E, 674G-E, 674BK-E  
674B  
673B-E

J37100, J37136  
J37200, J37236  
J17100, J17136  
J17200, J17236

Supplied without mounting holes.

## 675



**Finishes:** A, BK, D, G  
**Options:** E, EL

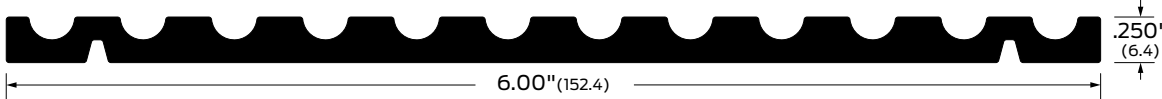
**BHMA CERTIFIED**

**ANSI/BHMA:**  
675A, 675D, 675G, 675BK  
675A-E, 675D-E, 675G-E, 675BK-E

J37100, J37136  
J37200, J37236

Supplied without mounting holes.

## 676



**Finishes:** A, BK, D, G  
**Options:** E, EL, (not available for B-ORB finish)

**BHMA CERTIFIED**

**ANSI/BHMA:**  
676A, 676D, 676G, 676BK  
676A-E, 676D-E, 676G-E, 676BK-E  
676B  
676B-E

J37100, J37136  
J37200, J37236  
J17100, J17136  
J17200, J17236

Supplied without mounting holes.

See Thresholds Accessories & options page for details.

### Finishes:

- A** Aluminum mill finish
- BK** Aluminum black anodized
- D** Aluminum dark bronze anodized
- G** Aluminum gold anodized
- B** Bronze, architectural mill finish
- B-ORB** Oil-rubbed bronze

### Options:

- E** Epoxy abrasive tread
- EL** Photoluminescent and abrasive epoxy tread
- V3** Full body strength fill
- EV3** Epoxy and full body strength fill
- ELV3** Photoluminescent and abrasive epoxy tread, full body strength fill

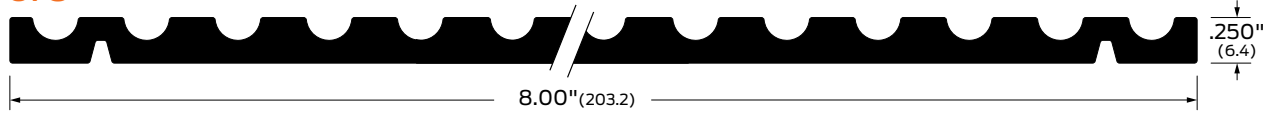
### Note:

Special anchors available for mounting most thresholds on concrete surfaces.  
Suitable for use as recessed expansion joint floor plate for ADA openings.

Thresholds

# Adjustable thresholds

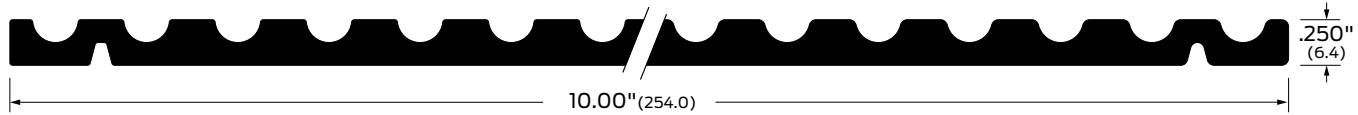
## 678



Finishes: A, BK, D, G Options: E, EL ANSI/BHMA: 678A, 678D, 678G, 678BK J37100, J37136  
678A-E, 678D-E, 678G-E, 678BK-E J37200, J37236

Supplied without mounting holes.

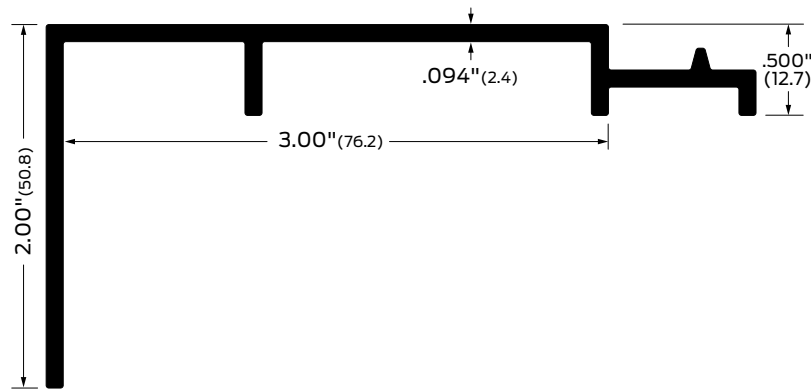
## 6710



Finishes: A, BK, D, G Options: E, EL ANSI/BHMA: 6710A, 6710D, 6710G, 6710BK J37136  
6710A-E, 6710D-E, 6710G-E, 6710BK-E J37236

Supplied without mounting holes.

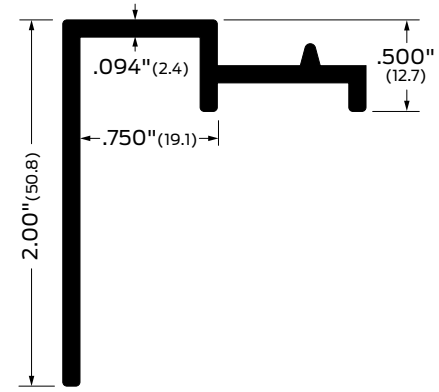
## 105



Finishes: A, BK, D, G Options: E, EL, V3 ANSI/BHMA: 105A, 105D, 105G, 105BK J37360

Supplied without mounting holes.

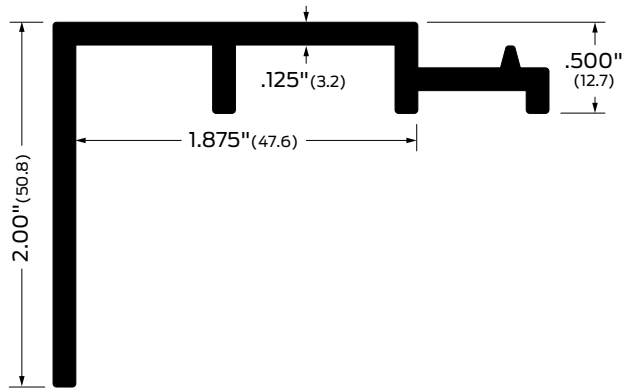
## 106



Finishes: A, BK, D, G Options: E, EL, V3 ANSI/BHMA: 106A, 106BK, 106D, 106G J37360

Supplied without mounting holes.

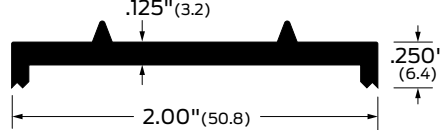
## 107



Finishes: B, B-ORB Options: E, EL, V3 ANSI/BHMA: 107B J17360

Supplied without mounting holes.

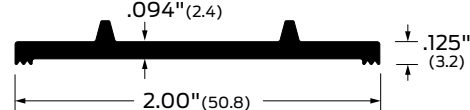
## 269



Finishes: A ANSI/BHMA: 269A J37360, J37336

Connection plate

## 469



Finishes: A ANSI/BHMA: 469A J37360, J37336

Connection plate

See Thresholds Accessories & options page for details.

**Finishes:**

- A** Aluminum mill finish
- BK** Aluminum black anodized
- D** Aluminum dark bronze anodized
- G** Aluminum gold anodized
- B** Bronze, architectural mill finish
- B-ORB** Oil-rubbed bronze

**Options:**

- E** Epoxy abrasive tread
- EL** Photoluminescent and abrasive epoxy tread
- V3** Full body strength fill
- EV3** Epoxy and full body strength fill
- ELV3** Photoluminescent and abrasive epoxy tread, full body strength fill

**Note:**

Special anchors available for mounting most thresholds on concrete surfaces.  
Suitable for use as recessed expansion joint floor plate for ADA openings.

Automatic door bottoms

Perimeter seals

Weatherstripping

Intumescent

Sound control

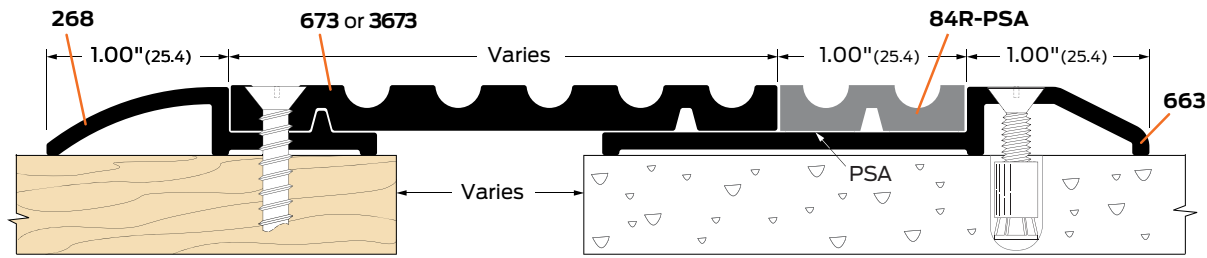
Specialty applications

Appendix



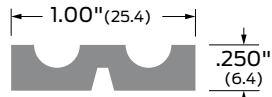
# Adjustable thresholds

## Series 671



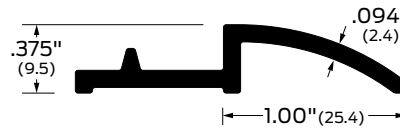
Order components separately.  
 Floor cover for 1" expansion joints, surface.  
 Ideal for use as transition threshold for free-floating wood gymnasium floors. Requires a 1/8" gap between metal and rubber components to prevent damage to rubber from expansion pressures.

## 84R-PSA



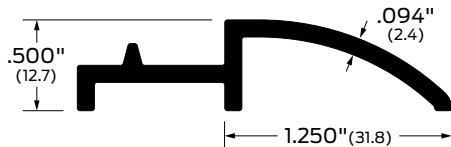
Finishes: Gray  
 ANSI/BHMA: 84R-PSA J72160

## 268



Finishes: A, BK, D, G B, B-ORB  
 BHMA CERTIFIED  
 ANSI/BHMA: 268A, 268BK, 268D, 268G 268B J37360, J37336 J17360, J17336  
 Threshold rest. Supplied without mounting holes.

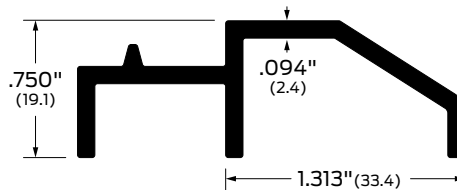
## 68



Finishes: A, BK, D, G B, B-ORB  
 BHMA CERTIFIED  
 ANSI/BHMA: 68A, 68BK, 68D, 68G 68B J37360, J37336 J17360, J17336

Threshold rest. Supplied without mounting holes.

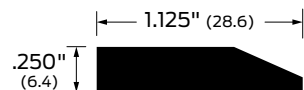
## 168



Finishes: A, BK, D, G B, B-ORB  
 BHMA CERTIFIED  
 ANSI/BHMA: 168A, 168BK, 168D, 168G 168B J37360 J17360

Threshold rest. Supplied without mounting holes.


## 69



Finishes: A  
 BHMA CERTIFIED  
 ANSI/BHMA: 69A J32110, J32123, J37300

Threshold prep/shim. Supplied without mounting holes.


## 48



Finishes: A  
 BHMA CERTIFIED  
 ANSI/BHMA: 48A J37300

Threshold prep/ shim. Supplied without mounting holes.

## 49



Finishes: A  
 BHMA CERTIFIED  
 ANSI/BHMA: 49A J37300

Threshold prep/ shim. Supplied without mounting holes.

See Thresholds Accessories & options page for details.

### Finishes:

- A Aluminum mill finish
- BK Aluminum black anodized
- D Aluminum dark bronze anodized
- G Aluminum gold anodized
- B Bronze, architectural mill finish
- B-ORB Oil-rubbed bronze

### Options:

- E Epoxy abrasive tread
- EL Photoluminescent and abrasive epoxy tread
- V3 Full body strength fill
- EV3 Epoxy and full body strength fill
- ELV3 Photoluminescent and abrasive epoxy tread, full body strength fill

### Note:

Special anchors available for mounting most thresholds on concrete surfaces.

Thresholds

# Traction tread adjustable thresholds




Traction Tread™ thresholds and nosings are available with an epoxy abrasive (non-slip particles) bonded into the grooves, or with formulated rubber inserts.

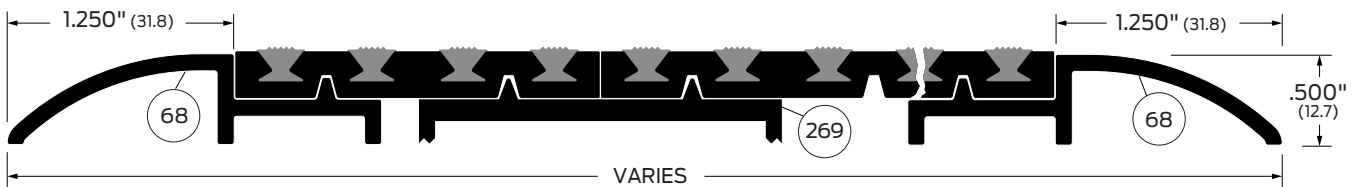
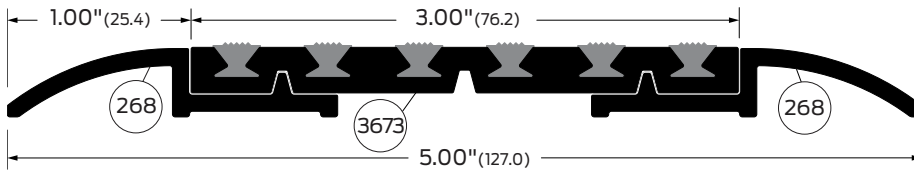
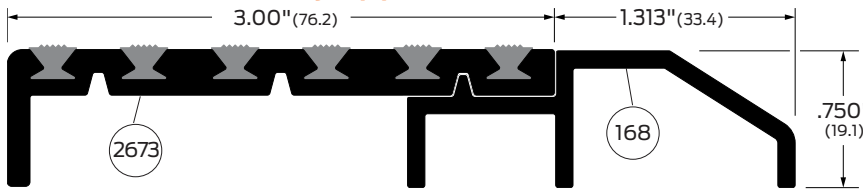
**Rubber traction tread:** Attractive, smooth, tough rubber inserts that are flush with the aluminum surface for indoor applications. The aluminum/rubber combination is easy to cut and drill at the jobsite. Superior non-slip traction with great longevity. Available in black color only. Rubber traction tread is standard, unless Abrasive (E) or Photoluminescent (EL) Traction tread is specified.

**Abrasive traction tread (E):** The ultimate safety surface. This extremely durable surface provides a high degree of safety for outdoor applications and is ideal for schools, hospitals, industrial buildings. The epoxy abrasive particle mix is bonded to the aluminum base. Available in black color only.

**Photoluminescent traction tread (EL):** Rubber or abrasive traction tread integrated with epoxy abrasive photoluminescent tread. For indoor exit path applications.

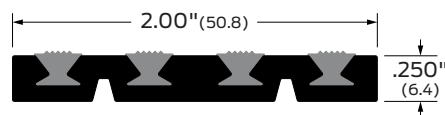


## Threshold assembly applications



Note: Order components separately.  
Suitable for slip-resistant applications.

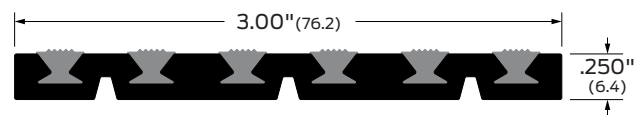
### 3672



Finishes: A, BK, D, G Options: E, EL ANSI/BHMA: 3672A, 3672D, 3672G, 3672BK 3672A-E, 3672D-E, 3672G-E, 3672BK-E J37100 J37236

Supplied without mounting holes.

### 3673



Finishes: A, BK, D, G Options: E, EL ANSI/BHMA: 3673A, 3673D, 3673G, 3673BK 3673A-E, 3673D-E, 3673G-E, 3673BK-E J37100 J37236

Supplied without mounting holes.

See Thresholds Accessories & options page for details.

**Finishes:**

- A** Aluminum mill finish
- BK** Aluminum black anodized
- D** Aluminum dark bronze anodized
- G** Aluminum gold anodized
- B** Bronze, architectural mill finish
- B-ORB** Oil-rubbed bronze

**Options:**

- E** Epoxy abrasive tread
- EL** Photoluminescent and abrasive epoxy tread
- V3** Full body strength fill
- EV3** Epoxy and full body strength fill
- ELV3** Photoluminescent and abrasive epoxy tread, full body strength fill

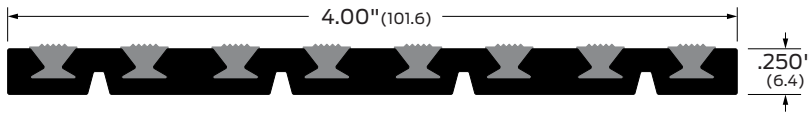
**Note:**

Special anchors available for mounting most thresholds on concrete surfaces.



# Traction tread adjustable thresholds

## 3674



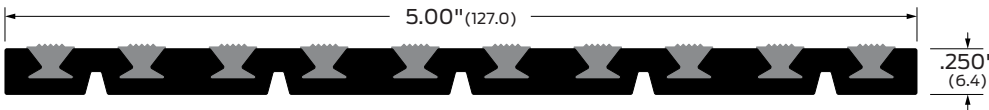
Finishes: A, BK, D, G Options: E, EL

**BHMA** CERTIFIED

ANSI/BHMA: 3674A, 3674D, 3674G, 3674BK J37136  
3674A-E, 3674D-E, 3674G-E, 3674BK-E J37236

Supplied without mounting holes.

## 3675



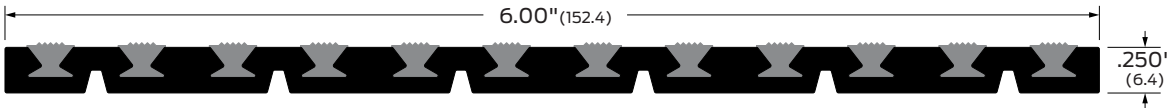
Finishes: A, BK, D, G Options: E, EL

**BHMA** CERTIFIED

ANSI/BHMA: 3675A, 3675D, 3675G, 3675BK J37136  
3675A-E, 3675D-E, 3675G-E, 3675BK-E J37236

Supplied without mounting holes.

## 3676



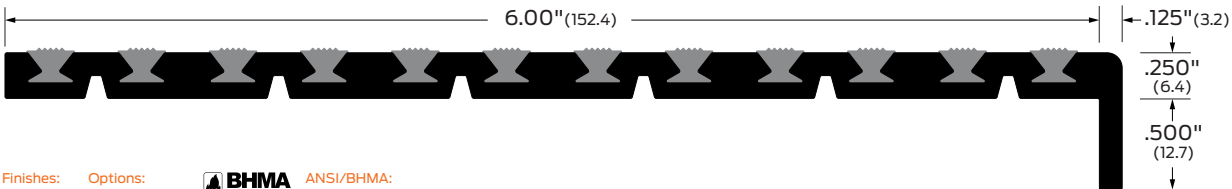
Finishes: A, BK, D, G Options: E, EL

**BHMA** CERTIFIED

ANSI/BHMA: 3676A, 3676D, 3676G, 3676BK J37136  
3676A-E, 3676D-E, 3676G-E, 3676BK-E J37236

Supplied without mounting holes.

## 2676



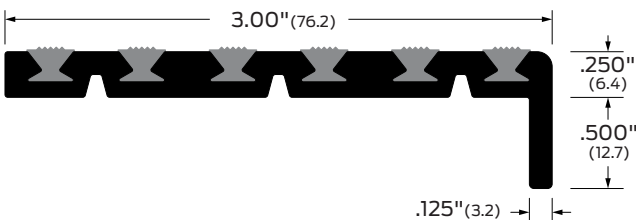
Finishes: A, BK, D, G Options: E, EL

**BHMA** CERTIFIED

ANSI/BHMA: 2676A, 2676D, 2676G, 2376BK J37380, J37386  
2676A-E, 2676D-E, 2676G-E, 2676BK-E J37280, J37286

Supplied without mounting holes.

## 2673



Finishes: A, BK, D, G, B, B-ORB Options: E, EL (not available for ORB finish)

**BHMA** CERTIFIED

ANSI/BHMA: 2673A, 2673D, 2673G, 2673BK J37380, J37386  
2673A-E, 2673D-E, 2673G-E, 2673BK-E J37380, J37386  
2673B J37380, J37386  
2673B-E J37380, J37386

Supplied without mounting holes.



See Thresholds Accessories & options page for details.

### Finishes:

- A** Aluminum mill finish
- BK** Aluminum black anodized
- D** Aluminum dark bronze anodized
- G** Aluminum gold anodized
- B** Bronze, architectural mill finish
- B-ORB** Oil-rubbed bronze

### Options:

- E** Epoxy abrasive tread
- EL** Photoluminescent and abrasive epoxy tread
- V3** Full body strength fill
- EV3** Epoxy and full body strength fill
- ELV3** Photoluminescent and abrasive epoxy tread, full body strength fill

### Note:

Special anchors available for mounting most thresholds on concrete surfaces.

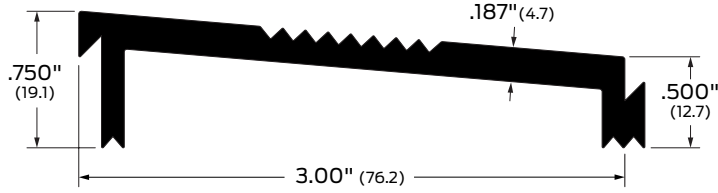
Thresholds

# Ramps



Automatic door bottoms

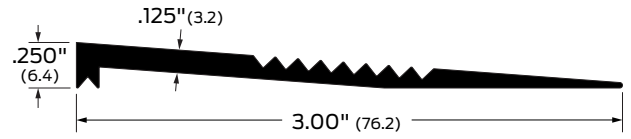
## 233



**Finishes:** A, BK, D, G  
**Options:** E, EL, V3, EV3, ELV3  
**BHMA CERTIFIED** **ANSI/BHMA:** 233A, 233D, 233G, 233BK, 233A-E, 233D-E, 233G-E, 233BK-E  
 J38100, J38160, J38200, J38260

Supplied without mounting holes.

## 235

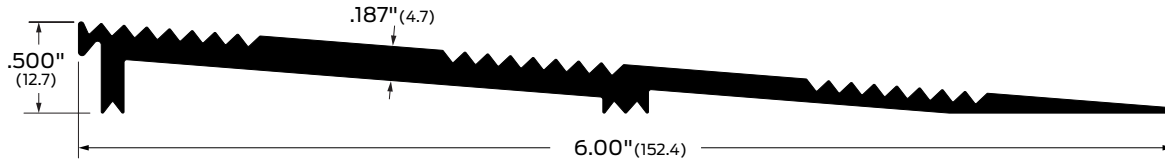


**Finishes:** A, BK, D, G  
**Options:** E, EL  
**BHMA CERTIFIED** **ANSI/BHMA:** 235A, 235D, 235G, 235BK, 235A-E, 235D-E, 235G-E, 235BK-E  
 J38130, J38230

Supplied without mounting holes.

Perimeter seals

## 236

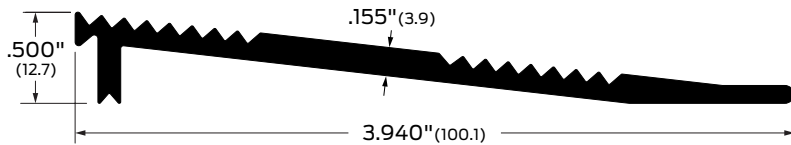


**Finishes:** A, BK, D, G  
**Options:** E, EL  
**BHMA CERTIFIED** **ANSI/BHMA:** 236A, 236D, 236G, 2361BK, 236A-E, 236D-E, 236G-E, 236BK-E  
 J38100, J38130, J38200, J38230

Supplied without mounting holes.

Weatherstripping

## 2361

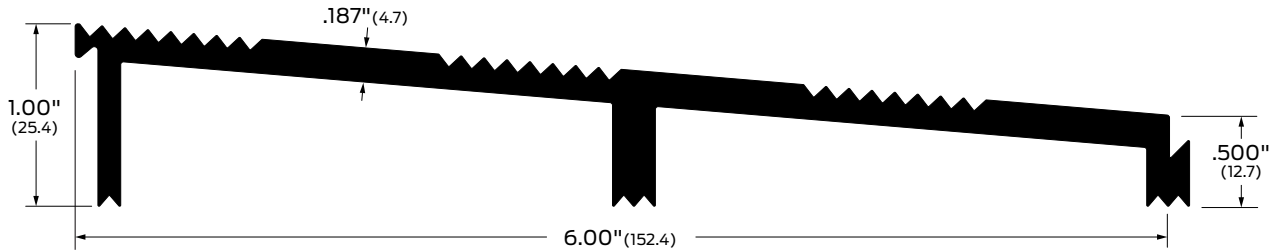


**Finishes:** AA  
**Options:** E, EL  
**BHMA CERTIFIED** **ANSI/BHMA:** 2361AA, 2361D, 2361G, 2361BK, 2361AA-E, 2361D-E, 2361G-E, 2361BK-E  
 J38100, J38130, J38200, J38230

Supplied without mounting holes.  
 Available in anodized aluminum only (AA).

Intumescent

## 232



**Finishes:** A, BK, D, G  
**Options:** E, EL, V3, EV3, ELV3  
**BHMA CERTIFIED** **ANSI/BHMA:** 232A, 232D, 232G, 232BK, 232A-E, 232D-E, 232G-E, 232BK-E  
 J38100, J38160, J38200, J38260

Supplied without mounting holes.

Sound control

Specialty applications

See Thresholds Accessories & options page for details.

**Finishes:**

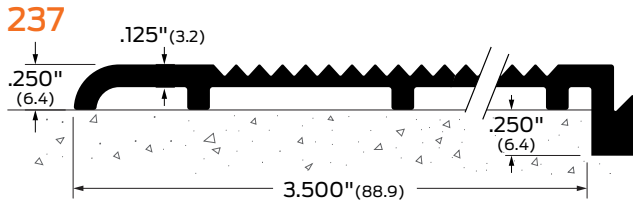
- A** Aluminum mill finish
- BK** Aluminum black anodized
- D** Aluminum dark bronze anodized
- G** Aluminum gold anodized
- B** Bronze, architectural mill finish
- B-ORB** Oil-rubbed bronze

**Options:**

- E** Epoxy abrasive tread
- EL** Photoluminescent and abrasive epoxy tread
- V3** Full body strength fill
- EV3** Epoxy and full body strength fill
- ELV3** Photoluminescent and abrasive epoxy tread, full body strength fill

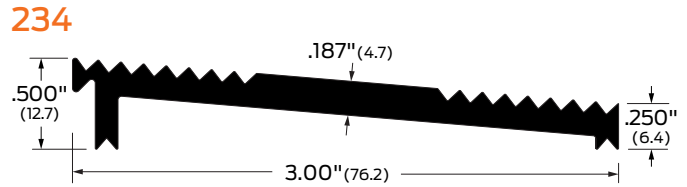
**Note:**

Special anchors available for mounting most thresholds on concrete surfaces.



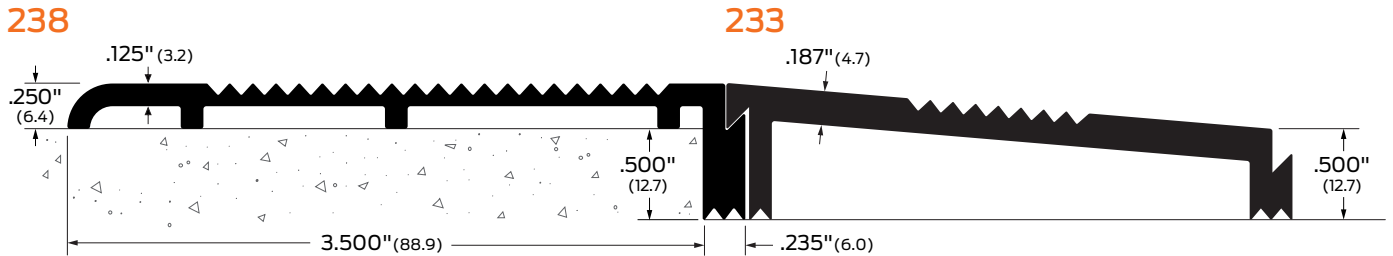
**237**  
**Finishes:** A, BK, D, G  
**Options:** E, EL  
**BHMA CERTIFIED**  
**ANSI/BHMA:** 237A, 237D, 237G, 237BK, 237A-E, 237D-E, 237G-E, 237BK-E  
 J38100, J38130, J38200, J38230

ADA compliant when installed flush with the flooring. Supplied without mounting holes.



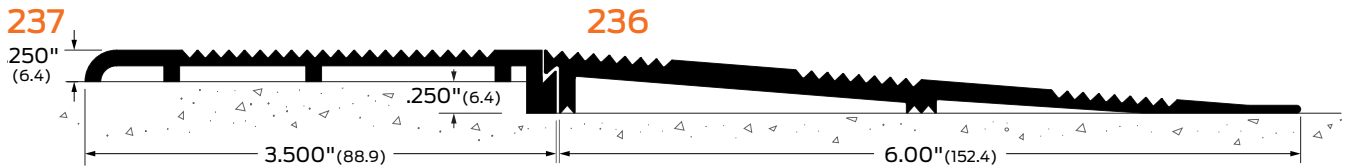
**234**  
**Finishes:** A, BK, D, G  
**Options:** E, EL  
**BHMA CERTIFIED**  
**ANSI/BHMA:** 234A, 234D, 234G, 234BK, 234A-E, 234D-E, 234G-E, 234BK-E  
 J38100, J38130, J38200, J38230

Supplied without mounting holes.

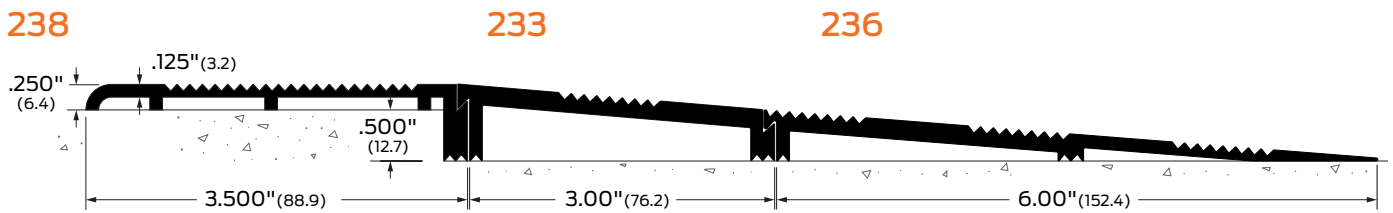


**238**  
**Finishes:** A, BK, D, G  
**Options:** E, EL  
**BHMA CERTIFIED**  
**ANSI/BHMA:** 238A, 238D, 238G, 238BK, 238A-E, 238D-E, 238G-E, 238BK-E  
 J38100, J38160, J38100, J38260

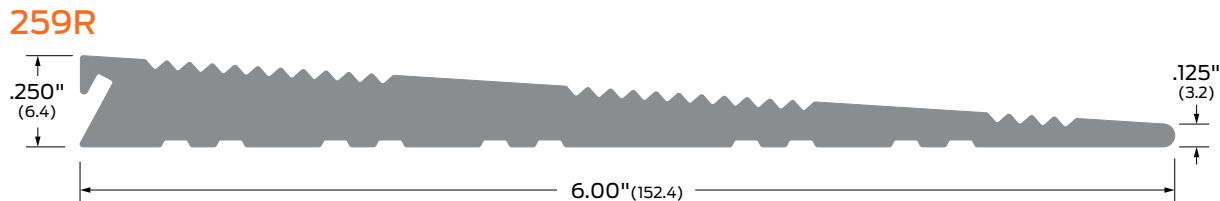
Order components separately. Supplied without mounting holes.



Order components separately. Full illustration not to scale



Order components separately. Full illustration not to scale



**259R**  
**Finishes:** Black only.  
 No finish designation required  
**ANSI/BHMA:** 259R J78130

Supplied without mounting holes for custom drilling at installation. Can also be installed

See Thresholds Accessories & options page for details.

**Finishes:**

- A** Aluminum mill finish
- BK** Aluminum black anodized
- D** Aluminum dark bronze anodized
- G** Aluminum gold anodized
- B** Bronze, architectural mill finish
- B-ORB** Oil-rubbed bronze

**Options:**

- E** Epoxy abrasive tread
- EL** Photoluminescent and abrasive epoxy tread
- V3** Full body strength fill
- EV3** Epoxy and full body strength fill
- ELV3** Photoluminescent and abrasive epoxy tread, full body strength fill

**Note:**

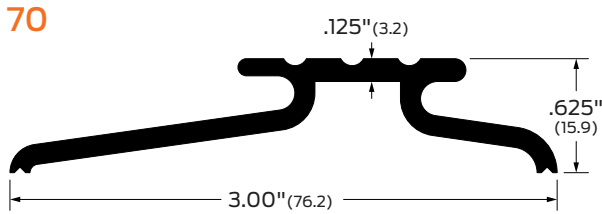
Special anchors available for mounting most thresholds on concrete surfaces.

Thresholds

# Interlocking thresholds



Automatic door bottoms

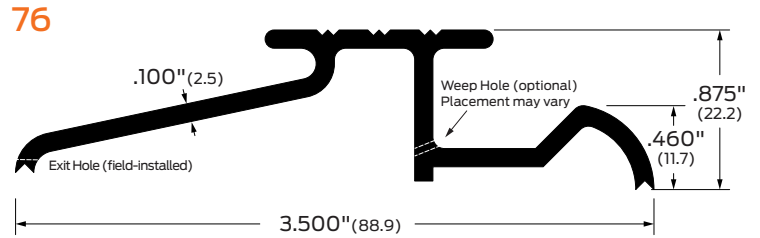


**70**

**Finishes:** B, B-ORB  
**Options:** E, EL, V3, EV3, ELV3 (not available for ORB finish)

**BHMA CERTIFIED** **ANSI/BHMA:** 70B J14170, 70B-E J14270

In-swing or out-swing



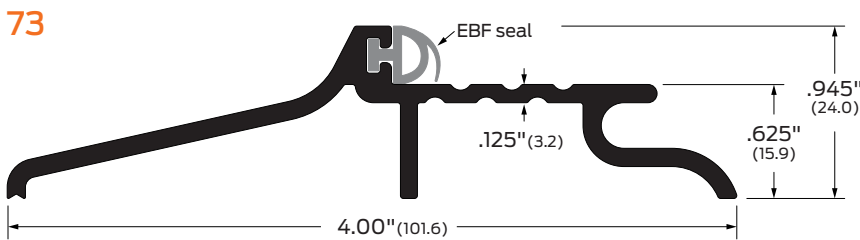
**76**

**Finishes:** B, B-ORB  
**Options:** E, EL, V3, EV3, ELV3 (not available for ORB finish)

**BHMA CERTIFIED** **ANSI/BHMA:** 76B J14170, 76B-E J14270

In-swing. Drain pan required underneath when used with weep holes.

Perimeter seals



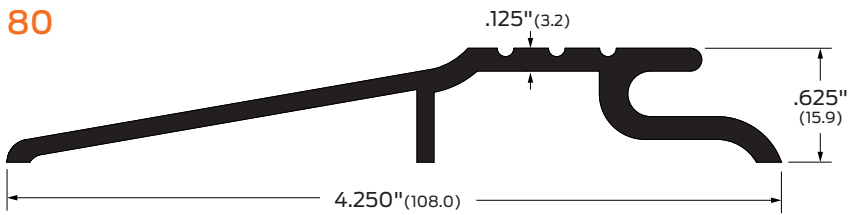
**73**

**Finishes:** A, BK, D, G  
**Options:** E, EL, V3, ELV3

**BHMA CERTIFIED** **ANSI/BHMA:** 73A, 73BK, 73D, 73G J34170, 73A-E, 73BK-E, 73D-E, 73G-E J34270

Out-swing

Weatherstripping



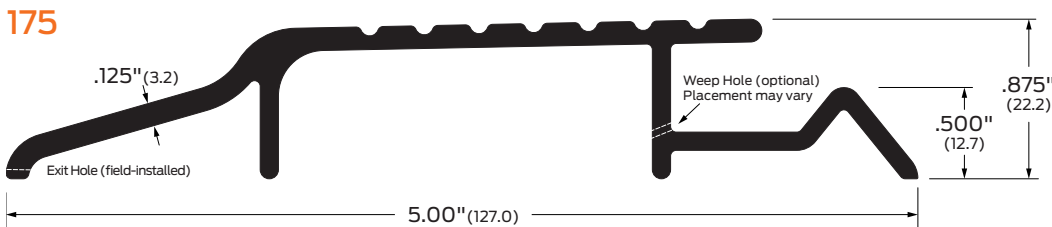
**80**

**Finishes:** B, B-ORB  
**Options:** E, EL, V3, ELV3 (not available for ORB finish)

**BHMA CERTIFIED** **ANSI/BHMA:** 80B J14170, 80B-E J14270

In-swing

Intumescent



**175**

**Finishes:** A, BK, D, G, B, B-ORB  
**Options:** E, EL, V3, ELV3 (not available for ORB finish)

**BHMA CERTIFIED** **ANSI/BHMA:** 175A, 175D, 175G, 175BK J34170, 175A-E, 175D-E, 175G-E, 175BK-E J34270, 175B J14170, 175B-E J14270

In-swing. Drain pan required underneath when used with weep holes.

Sound control

Specialty applications

See Thresholds Accessories & options page for details.

**Finishes:**

- A** Aluminum mill finish
- BK** Aluminum black anodized
- D** Aluminum dark bronze anodized
- G** Aluminum gold anodized
- B** Bronze, architectural mill finish
- B-ORB** Oil-rubbed bronze

**Options:**

- E** Epoxy abrasive tread
- EL** Photoluminescent and abrasive epoxy tread
- V3** Full body strength fill
- EV3** Epoxy and full body strength fill
- ELV3** Photoluminescent and abrasive epoxy tread, full body strength fill

**Note:**

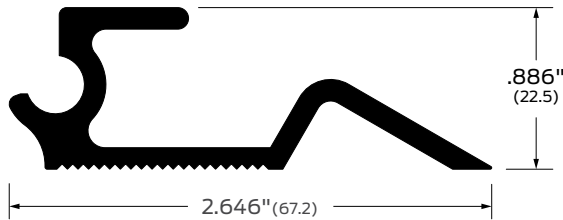
Special anchors available for mounting most thresholds on concrete surfaces.  
 Interlocking Hooks and Angles page 6.

Appendix



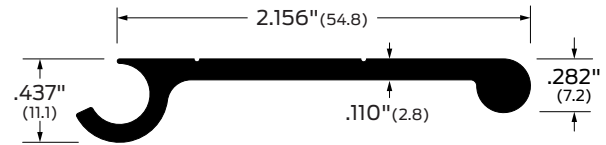
# Adjustable interlocking bronze threshold systems

## 7000



Finishes:  
B, B-ORB,  
B-SAT, B-POL

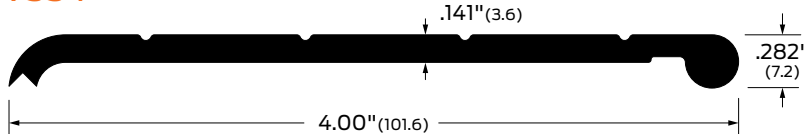
## 7332



Finishes:  
B, B-ORB,  
B-SAT, B-POL

Interlocking extension leg. Can be used once per assembly.

## 7334



Finishes:  
B, B-ORB,  
B-SAT, B-POL

## Specialty interlocking bronze threshold systems

Suitable combinations of threshold components are shown below.

	Interlocking Threshold Section				Main Threshold Plate			Extension Plate for use with 7334B and 7335B			
	Width	Qty	Model #	Height	Part Width	Qty.	Model #	Part Width	Qty.	Model #	Part Width
Decorative Bronze Interlocking Thresholds	<b>Standard</b>										
	6.20"	1	<b>7000</b>	.886"	2.371"	1	<b>7334</b>	3.829"			
	7.20"	1	<b>7000</b>	.886"	2.371"	1	<b>7335</b>	4.829"			
	8.28"	1	<b>7000</b>	.886"	2.371"	1	<b>7337</b>	3.829"	1	<b>7332</b>	2.080"
	9.28"	1	<b>7000</b>	.886"	2.371"	1	<b>7335</b>	4.829"	1	<b>7332</b>	2.080"
	<b>Therma Seal</b>										
	6.90"	1	<b>7338</b>	.890"	3.069"	1	<b>7334</b>	3.829"			
	7.90"	1	<b>7338</b>	.890"	3.069"	1	<b>7335</b>	4.829"			
	8.98"	1	<b>7338</b>	.890"	3.069"	1	<b>7334</b>	3.829"	1	<b>7332</b>	2.080"
	9.98"	1	<b>7338</b>	.890"	3.069"	1	<b>7335</b>	4.829"	1	<b>7332</b>	2.080"

See Thresholds Accessories & options page for details.

**Finishes:**

- A** Aluminum mill finish
- BK** Aluminum black anodized
- D** Aluminum dark bronze anodized
- G** Aluminum gold anodized
- B** Bronze, architectural mill finish
- B-ORB** Oil-rubbed bronze
- B-SAT** Heavy satin bronze
- B-POL** Bright buff polished bronze

**Options:**

- E** Epoxy abrasive tread
- EL** Photoluminescent and abrasive epoxy tread
- V3** Full body strength fill
- EV3** Epoxy and full body strength fill
- ELV3** Photoluminescent and abrasive epoxy tread, full body strength fill

**Note:**

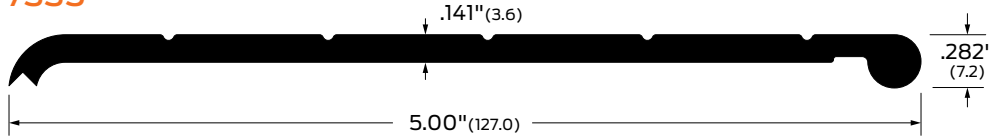
Special anchors available for mounting most thresholds on concrete surfaces. SAT AND POL finishes are available for these systems for cost upgrade. Interlocking Hooks and Angles page 6.

Thresholds

# Adjustable interlocking bronze threshold systems

Automatic door bottoms

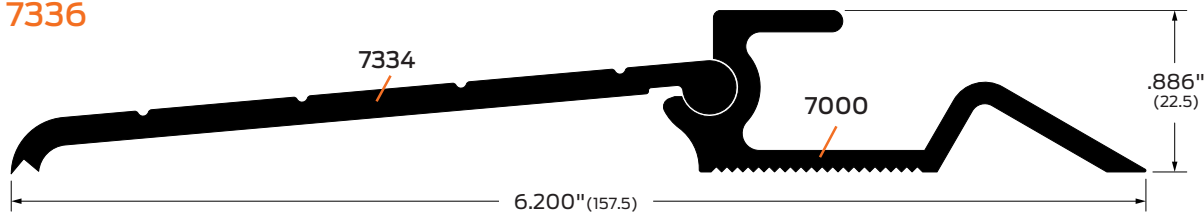
## 7335



Finishes:  
B, B-ORB,  
B-SAT, B-POL

Perimeter seals

## 7336

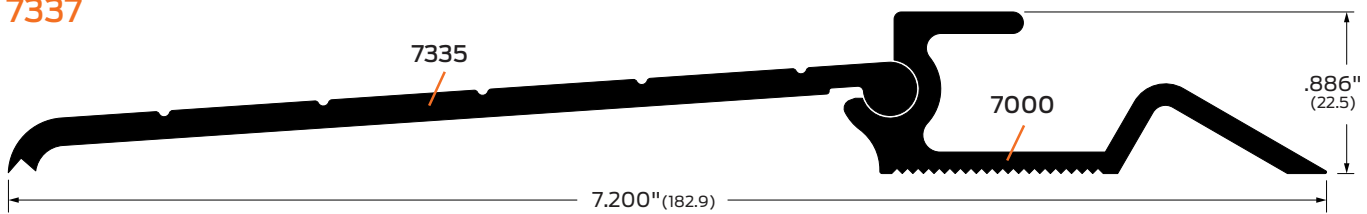


Finishes:  
B, B-ORB,  
B-SAT, B-POL

ANSI/BHMA:  
7336 J14170

Weatherstripping

## 7337

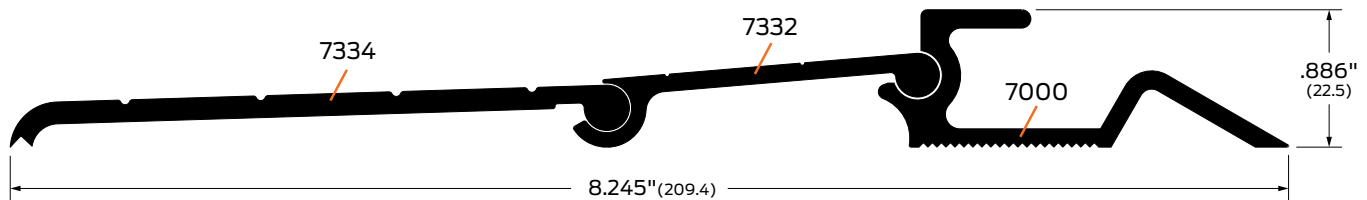


Finishes:  
B, B-ORB,  
B-SAT, B-POL

ANSI/BHMA:  
7337 J14170

Intumescent

Sound control



Full illustration not to scale

Specialty applications

See Thresholds Accessories & options page for details.

**Finishes:**

- A** Aluminum mill finish
- BK** Aluminum black anodized
- D** Aluminum dark bronze anodized
- G** Aluminum gold anodized
- B** Bronze, architectural mill finish
- B-ORB** Oil-rubbed bronze
- B-SAT** Heavy satin bronze
- B-POL** Bright buff polished bronze

**Options:**

- E** Epoxy abrasive tread
- EL** Photoluminescent and abrasive epoxy tread
- V3** Full body strength fill
- EV3** Epoxy and full body strength fill
- ELV3** Photoluminescent and abrasive epoxy tread, full body strength fill

**Note:**

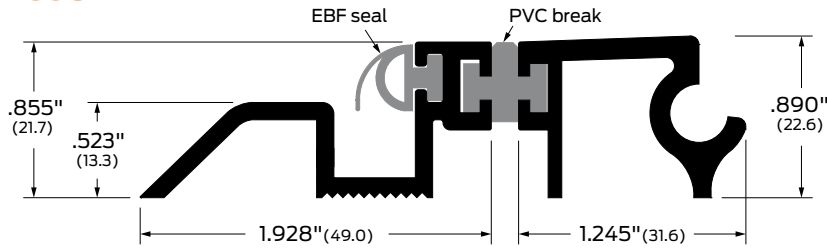
Special anchors available for mounting most thresholds on concrete surfaces.  
SAT AND POL finishes are available for these systems for cost upgrade.

Appendix



# Adjustable interlocking bronze threshold systems

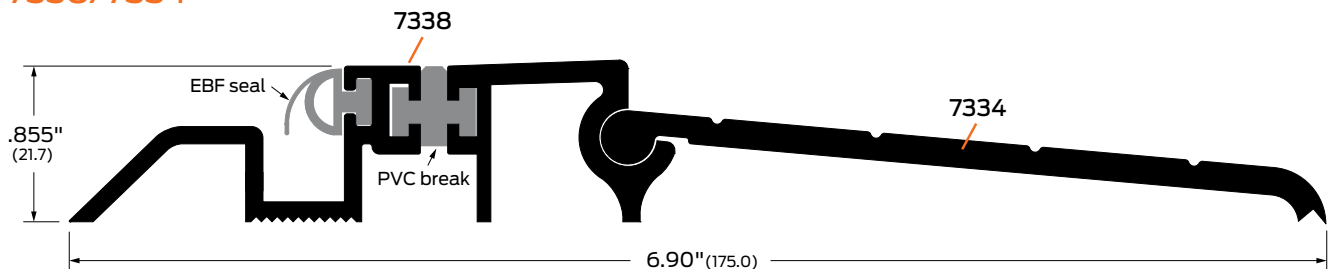
## 7338



**Finishes:**  
B, B-ORB,  
B-SAT, B-POL

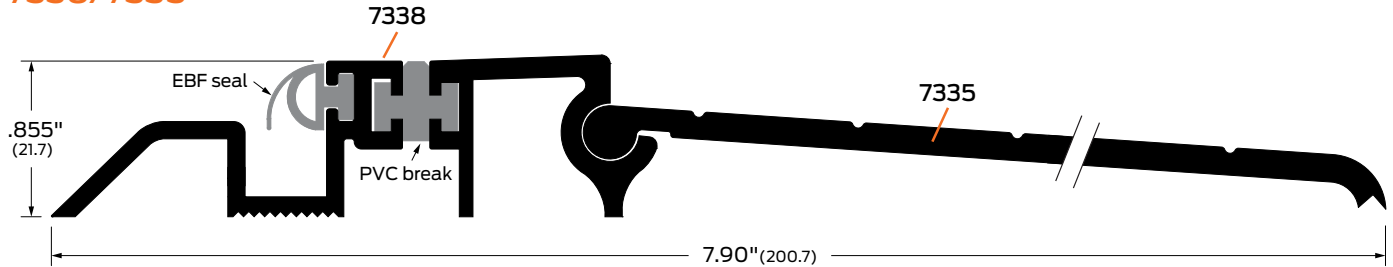
Thermal seal. Interlocking assembly for in-swinging door. Order as one unit.

## 7338/7334



In-swing. Interlocking assembly for in-swinging door. Order components separately.

## 7338/7335



In-swing. Interlocking assembly for in-swinging door. Order components separately.

See Thresholds Accessories & options page for details.

**Finishes:**

- A** Aluminum mill finish
- BK** Aluminum black anodized
- D** Aluminum dark bronze anodized
- G** Aluminum gold anodized
- B** Bronze, architectural mill finish
- B-ORB** Oil-rubbed bronze
- B-SAT** Heavy satin bronze
- B-POL** Bright buff polished bronze

**Options:**

- E** Epoxy abrasive tread
- EL** Photoluminescent and abrasive epoxy tread
- V3** Full body strength fill
- EV3** Epoxy and full body strength fill
- ELV3** Photoluminescent and abrasive epoxy tread, full body strength fill

**Note:**

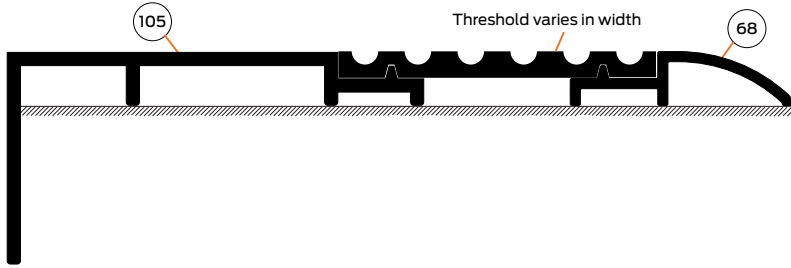
Special anchors available for mounting most thresholds on concrete surfaces.

Thresholds


# Specialized threshold solutions



## Adjustable thresholds – bulkhead systems



## Roof curb thresholds



Suitable for rooftop entryways, flood abatement thresholds, and other raised-concrete applications.

Order components separately.

Configuration shown above provides a good low-profile solution. Consult with Technical Customer Care for other configurations and applications.

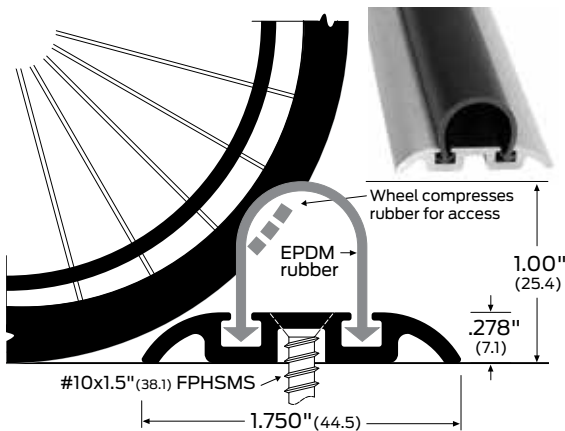
Note: When specifying this system for rooftop entryways, include at least an additional 1/4" in length to accommodate rooftop flashing. Order the next whole inch size greater.

Reminder: When measuring sill cover pieces, include extensions to the outside of the frame that might be needed for a close fit without gaps.

## 8452 Wheelchair accessible shower threshold

Designed for use when a shower must be accessible to a wheelchair.

The rubber gasket keeps water in while allowing the wheel to pass over easily.



Finishes: ANSI/BHMA: 8452A, 8452BK, 8452D, 8452G J32330

See Thresholds Accessories & options page for details.

**Finishes:**

- A** Aluminum mill finish
- BK** Aluminum black anodized
- D** Aluminum dark bronze anodized
- G** Aluminum gold anodized
- B** Bronze, architectural mill finish
- B-ORB** Oil-rubbed bronze

**Options:**

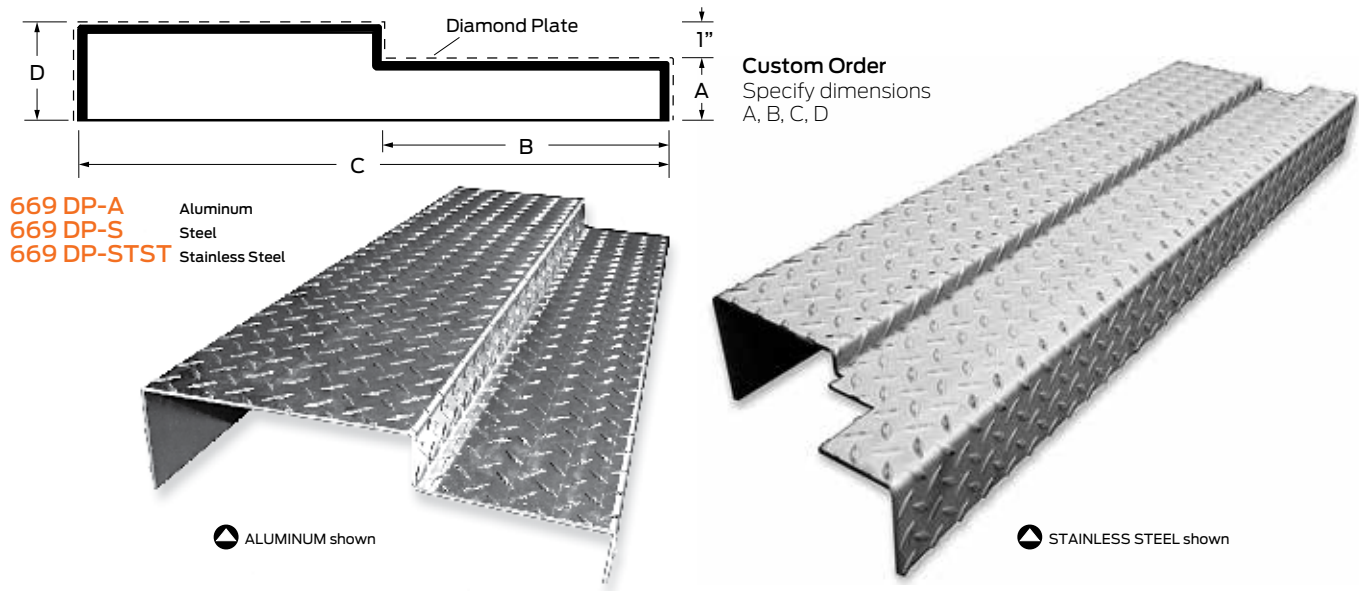
- E** Epoxy abrasive tread
- EL** Photoluminescent and abrasive epoxy tread
- V3** Full body strength fill
- EV3** Epoxy and full body strength fill
- ELV3** Photoluminescent and abrasive epoxy tread, full body strength fill

**Note:**

Special anchors available for mounting most thresholds on concrete surfaces.

# Specialized threshold solutions

## Diamond-plate bulkhead thresholds



Available as Engineered Special. Order requires dimensions A, B, C, D.


**Notes:**

A dimension – minimum 1"

D dimension – must be at least 1" greater than A dimension

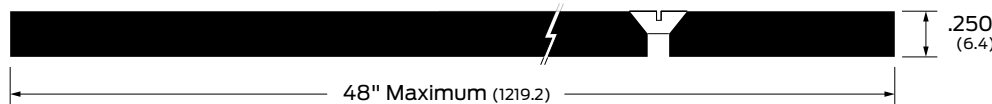
## Aluminum cover plates

### 600CP Standard



**Finishes:** A, BK, D, G    **Options:** E, EL, BV (beveled edges)    **ANSI/BHMA:** 600CP J37300, 600CPE J37400

### 601CP Standard



**Finishes:** A, BK, D, G    **Options:** E, EL, BV (beveled edges)    **ANSI/BHMA:** 601CP J37300, 601CPE J37400

**For expansion joint covers or wherever extra width and strength are needed.**

Available in widths 6" to 48" and lengths 36" to 120".

Consult your structural engineer to determine maximum width and length appropriate for your specific application.

- Manufactured from AL 5052 rolled aluminum.
- Square edges are standard. Beveled edges (length only) available on request at additional cost – beveled edges are one-half the thickness of the part at a 45 degree angle.
- Plates are not drilled unless specified.
- Custom drilling available at additional cost.
- Made to order and non-returnable. Orders cannot be canceled after order confirmation and acknowledgement.

See Thresholds Accessories & options page for details.

**Finishes:**

- A** Aluminum mill finish
- BK** Aluminum black anodized
- D** Aluminum dark bronze anodized
- G** Aluminum gold anodized
- B** Bronze, architectural mill finish
- B-ORB** Oil-rubbed bronze

**Options:**

- E** Epoxy abrasive tread
- EL** Photoluminescent and abrasive epoxy tread
- V3** Full body strength fill
- EV3** Epoxy and full body strength fill
- ELV3** Photoluminescent and abrasive epoxy tread, full body strength fill

**Note:**

Special anchors available for mounting most thresholds on concrete surfaces.

Thresholds

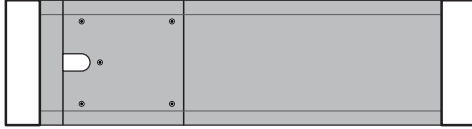
# Specialized threshold solutions



## Cover plate assemblies for floor-mounted automatic door closers

### TYPE 1

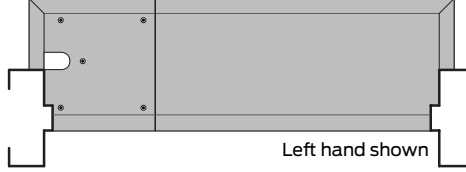
For doors hung in center of frame



Left hand shown

### TYPE 3

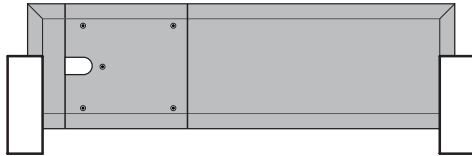
For use with all offset closers and pivot sets



Left hand shown

### TYPE 4

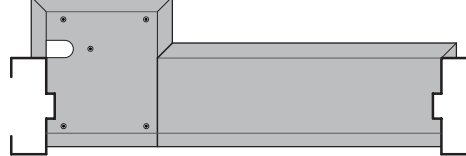
For doors hung flush with face of frame



Left hand shown

### TYPE 5

For use with offset closers and pivot sets



Left hand shown

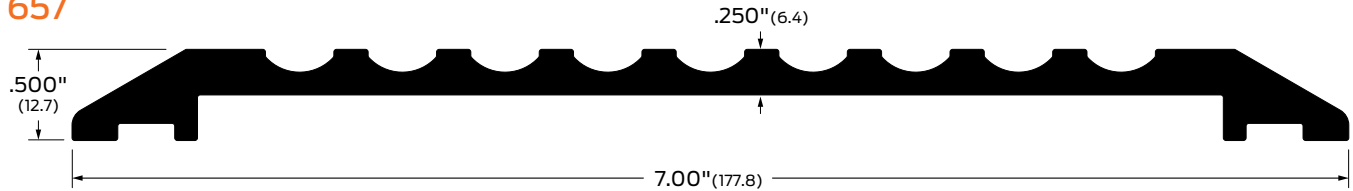


TYPE 3 shown

Because specified dimensions may vary, cover plate assemblies for floor closer thresholds require submittal of a template for Engineered Specials processing. When ordering, please specify handing.

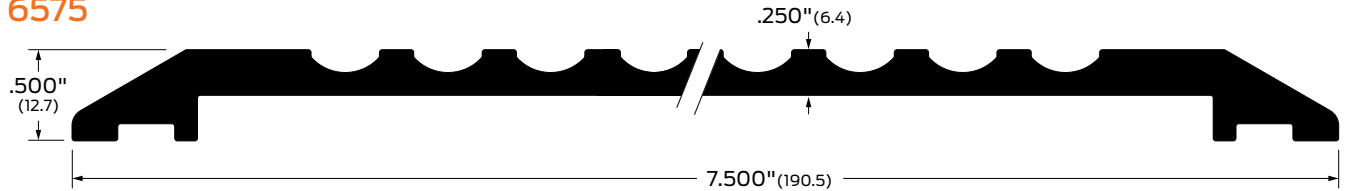
- Cover plates may be ordered for models 547 and 647. Because of the low, extended angle on the ramps on these ADA-compliant models, the control box of the cover plate assembly needs to be level with the floor to prevent interference with the support legs. Request milling the legs to provide sufficient clearance if needed.
- Additional models that can be used with cover plate assemblies are shown below.

## 657



<b>Finishes:</b>	<b>Options:</b>	<b>BHMA CERTIFIED</b>	<b>ANSI/BHMA:</b>	
A, BK, D, G	E, EL, V3, EV3, ELV3		657A, 675BK, 657D, 657G 657A-E, 675BK-E, 657D-E, 657G-E	J32100 J32200

## 6575



<b>Finishes:</b>	<b>Options:</b>	<b>BHMA CERTIFIED</b>	<b>ANSI/BHMA:</b>	
A, BK, D, G	E, EL, V3, EV3, ELV3		657A, 675BK, 657D, 657G 657A-E, 675BK-E, 657D-E, 657G-E	J32100 J32200

Note: Model 6570 (see Saddle Thresholds section) may also be suitable for this application (Type 1 only), depending on configuration with floor-mounted automatic door closers. Check that the bevel allows adequate clearance.

See Thresholds Accessories & options page for details.

**Finishes:**

- A** Aluminum mill finish
- BK** Aluminum black anodized
- D** Aluminum dark bronze anodized
- G** Aluminum gold anodized
- B** Bronze, architectural mill finish
- B-ORB** Oil-rubbed bronze

**Options:**

- E** Epoxy abrasive tread
- EL** Photoluminescent and abrasive epoxy tread
- V3** Full body strength fill
- EV3** Epoxy and full body strength fill
- ELV3** Photoluminescent and abrasive epoxy tread, full body strength fill

**Note:**

Special anchors available for mounting most thresholds on concrete surfaces.