

# PUSH/PULL PRODUCTS



**P4E, T4E**

- Security Pull



**11, 12, 23**

- Round Offset Pull



**3, 4, 5**

- Round Pull



**20N**

- Cast Pull



**910B**

- Offset Mounting Vertical Pull



**915B**

- Vertical Pull



**22N**

- Edge Pull for Sliding Doors



**121L**

- Cylinder Pull
- Beveled Lip Projection
- Cylinder cutout 1-1/4" (31.75mm) diameter



**190L**

- Foot Pull



**15S**

- Light Duty Flush Pull Cup Pull



### 25B

- Security Flush Pull Set



### 26N

- Security Finger Pull



### 31, 33, 34 SERIES

- Pull Plate
- 0.050" (1.3 mm) gauge

### A31, A33, A34 SERIES

- Pull Plate
- 0.062" (1.6 mm) gauge



### 153B-D-V (10" CTC) 154B-D-V (12" CTC) 155B-D-V (18" CTC)

- Push/Pull Set



### 159B-D-V (10" CTC) 160B-D-V (12" CTC) 161B-D-V (18" CTC)

- Offset Push/Pull Set



### 125S, 126S, 127S

- Bent Push Bar



### 130S

- Round Push Bar



### 30S, 40R, 50T

- Push Plate
- 0.050" (1.3 mm) gauge

### A30S, A40R, A50T

- Push Plate
- 0.062" (1.6 mm) gauge

# PROTECTION PLATES

Door protection plates are available with countersunk holes. 190S, 198S (US32 & US32D only), and 225S protection plates are available with UL rating. Beveled edge standard on all metal plates.



## 190S

- 0.050" (1.3 mm)
- Aluminum, brass, bronze, stainless steel

## 198S

- 0.038" (0.8 mm)
- Stainless steel

## 199B

- 0.038" (0.8 mm)
- Bright gold anodized

## 204S


- 0.125" (3.2 mm)
- Clear plastic



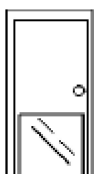
Stretcher  
Plate



Kick  
Plate



Mop  
Plate



Armor  
Plate

## 214S

- 0.125" (3.2 mm)
- Plastic laminate

## 220S

- 0.062" (1.6 mm) gauge
- Aluminum, brass, bronze, stainless steel

## 225S

- 0.060" (1.9 mm)
- Kydex

## WALL STOPS AND HOLDERS



### 230W, 232W

- Convex Wall Stop



### 326W

- Automatic Wall Stop and Holder




### 234W, 236W

- Concave Wall Stop



### 324W

- Light Duty Wall Stop



### 254W

- Manual Wall Stop and Holder



### 244F

- Cast Floor Stop



### 252F

- Cast Floor Stop



### 269F


- Heavy Duty Floor Stop

# ACCESSORIES



**940P**

- Double Coat Hook



**303W**

- Handrail Bracket



**334V**

- Door Knocker with 115° Viewer



**322V**

- Wrought Door Knocker with 115° Viewer



**1755 | 1756**

- 115° and 185° One Way Door Viewer



**1758 | 1759**

- 115° and 185° Door Viewer with Privacy Flap



**307D**

- Door Silencer for Metal Frames



**308D**

- Door Silencer for Wood Frames



### 274D

- Door Guard



### 277D

- Privacy Door Latch



### 300D

- Chain Door Check



### 301D

- Heavy Duty Hinge Pin Stop
- For use with NRP hinges only

---

## SURFACE BOLTS



### 275D

- Surface Bolt
- 8" (203 mm)



### 279D

- Dutch Door Bolt
- 4" (102 mm)



### 278D

- Surface Bolt
- 6" (152 mm)

# FLUSH BOLTS



## 281D

- Slide Flush Bolt



## 282D

- Manual Flush Bolt for Metal Doors



## 292D

- Automatic Flush Bolt Set for Metal Doors



## 293D

- Self Latching Flush Bolt Set for Metal Doors



## 294D

- Self Latching Flush Bolt Set for Wood Doors



## 295M

- Automatic Flush Bolt with Fire Bolt Set for Metal Doors





### 296W

- Automatic Flush Bolt Set for Wood Doors



### 280X

- Dust Proof Strike



### 298D

- Gravity Coordinator



### 297D

- Coordinator with Filler Bar



### 297F

- Filler Bar



---

## SIGNAGE

Hager signage meets ANSI A156.16 for L03201.



### ADA TACTILE SIGNAGE

- Includes Grade 2 Braille translation conforming to Section 4.30 requirements




### ENGRAVED PLASTIC SIGNAGE

- 0.125" (3.2 mm) thick plastic with 3/4" Helvetica lettering

## FILLER PLATES AND SHIMS

Size configurations are available to meet most applications.



### 336A

- Door Edge Filter Plate - 161 Prep




### 336B

- Door Edge Filter Plate - 86 Prep




### 336D

- Door Edge Filler Plate - 161 Prep



### 336L

- Hinge Filler Plate - Frame



### 337A

- Template Hinge Shim

# LATCHES AND LATCH PROTECTIVE PLATES



**318D**

- Roller Latch with Tee Strike



**1442**

- Roller Latch with Full Lip Strike



**311H**

- Push/Pull Latch





**321R**

- Adjustable Ball Catch with Strike



**330L**

- Privacy Pocket Door Latch



**341D**

- Latch Protector Plate with Lock Cut Out




**345D**

- Latch Protector Plate

---

## DOOR EDGINGS AND CORNER GUARDS

Hager door edgings meet ANSI A156.6 Door Edging Type J201 through J212. Hinge and latch cutouts are available. Standard edge guards are 0.045" - 0.050" thick and are made for 1-3/4" +0, -1/32" door thickness.




### 180H-K-M-P-Q

- Mortise Type



### 181H-K-M-P-Q

- Overlap Type



### 182H-K-M-P-Q

- Surface Type



### 185G

- Corner Guard
- Size: 3" x 3" x 40"
- Thickness: .050"
- Meets ANSI A156.6 for J210